


CAREERS

COLORING & ACTIVITY BOOK





This
COLORING
& Activity
BOOK
belongs to:



State of Delaware *Delaware Department of Labor*


Children start to become aware of the world of careers as early as pre-school. Even through simple life experiences, they become aware of the nature of careers and they begin to form their own ideas about career roles.

The coloring pages and activities in this book are intended to be fun for children in the Pre-K to 3rd grade age groups. They have been designed around the 16 Career Clusters that were developed by the U.S. Department of Education. Some of the activities in this publication were adapted from "Career Peeks" by the Montana Department of Labor.

This is the second edition of the Careers Coloring & Activity Book. We encourage teachers to share with us any feedback you may have on the book or any unique teaching methods that we can share with your colleagues in the state.

For additional copies of this coloring and activity book, please contact:

Kristie Manley
Delaware Career Resource Network
19 W. Lea Blvd.
Wilmington, DE 19802
(302) 761-8064
Kristie.Manley@delaware.gov
<http://dcrn.delawareworks.com>



This workforce product was funded by a grant awarded by the U.S. Department of Labor's Employment and Training Administration. The product was created by the recipient and does not necessarily reflect the official position of the U.S. Department of Labor. The Department of Labor makes no guarantees, warranties, or assurances of any kind, express or implied, with respect to such information, including any information on linked sites and including, but not limited to, accuracy of the information or its completeness, timeliness, usefulness, adequacy, continued availability, or ownership. This product is copyrighted by the institution that created it. Internal use by an organization and/or personal use by an individual for non-commercial purposes is permissible. All other uses require the prior authorization of the copyright owner.

Careers Are Everywhere!

Pay attention to what is going on around you today.
How many careers can you find?

OCCUPATION WORD SEARCH ACTIVITY:

Find and circle the occupation words below.


VETERINARIAN
BUS DRIVER
FIREFIGHTER
TEACHER
FLORIST

LIBRARIAN
CHEF
MECHANIC
NURSE

MAIL CARRIER
LAB TECHNICIAN
CARPENTER
DENTIST
CASHIER

V	D	M	P	L	A	B	T	E	C	H	N	I	C	I	A	N
C	E	H	F	L	C	F	O	R	A	I	U	T	Y	N	K	E
R	J	T	V	I	D	Q	M	C	S	B	R	A	W	Y	Q	D
H	Q	L	E	B	E	Y	R	D	H	T	S	L	B	U	F	S
L	C	G	F	R	K	A	E	G	I	F	E	H	C	G	L	B
D	A	Z	C	A	I	D	H	M	E	L	T	A	H	A	O	P
S	R	K	O	R	F	N	C	X	R	H	B	P	E	F	R	N
W	P	M	A	I	L	C	A	R	R	I	E	R	X	J	I	C
U	E	L	H	A	B	G	E	R	M	D	E	N	T	I	S	T
K	N	S	E	N	U	W	T	S	I	O	A	I	M	R	T	N
M	T	I	O	J	T	N	B	Q	E	A	V	E	K	P	U	A
C	E	P	N	T	I	O	J	E	C	I	N	A	H	C	E	M
L	R	V	B	U	S	D	R	I	V	E	R	J	O	R	U	S
A	G	R	A	Z	R	E	T	H	G	I	F	E	R	I	F	R


VETERINARIAN




Veterinarians take care of animals. They take care of healthy animals and they give medicine to sick animals to help them feel better.


ANIMAL ACTIVITY


Name the animals. Write your answers on the lines below each picture.















BUS DRIVER



School bus drivers take students to and from school each day. They also drive students on field trips and to sporting events.

BUS DRIVER MAZE ACTIVITY

Help the bus driver find his way through town to get to the elementary school.




FIREFIGHTER



Firefighters put out fires using water hoses and fire extinguishers. They also teach the public about fire safety.

FIREFIGHTER'S GEAR ACTIVITY


Firefighters need special clothing and equipment to keep them safe from fire and smoke. Fill in the blanks to label the firefighter's gear using the options in the Word Bank.



Word Bank:

Water Hose	Air Hose	Gloves	Rope
Protective Coat	Axe	Protective Pants	Air Tank
First Aid Kit	Face Shield	Boots	Helmet



TEACHER



Teachers help students learn in a classroom. They teach many subjects, such as reading, spelling, math, and science.

TEACHER SUPPLIES ACTIVITY

Circle the items that a teacher would use for his or her daily work.




FLORIST



Florists cut and arrange flowers for people to buy for special occasions such as birthdays, weddings, and anniversaries.

COLOR BY NUMBER ACTIVITY

Color by number using the colors listed at the bottom of this page.



1. Red 2. Yellow 3. Light Green 4. Dark Green 5. Blue 6. Purple

LIBRARIAN



Librarians help people find books in a library. They also read stories to children and organize books so they are easy to find.

ALPHABETICAL ORDER ACTIVITY

Help the librarian put the words below in alphabetical order.

- | | |
|------------|-----------|
| bookshelf | 1. _____ |
| librarian | 2. _____ |
| book | 3. _____ |
| study | 4. _____ |
| computer | 5. _____ |
| magazine | 6. _____ |
| learn | 7. _____ |
| maps | 8. _____ |
| read | 9. _____ |
| dictionary | 10. _____ |

CHEF



Chefs cook food at restaurants and other places where food is served. They also plan menus, and hire and train new cooks.

COLOR BY NUMBER ACTIVITY

Color by number using the colors listed below:

1 - Blue

4 - Green

7 - Brown


2 - Yellow

5 - Orange

8 - Lt. Green

3 - Red

6 - Purple



MECHANIC



Mechanics inspect, maintain, and repair cars and trucks. They work with tools and computers.

MECHANIC'S TOOLS ACTIVITY

Count the number of objects in each set.

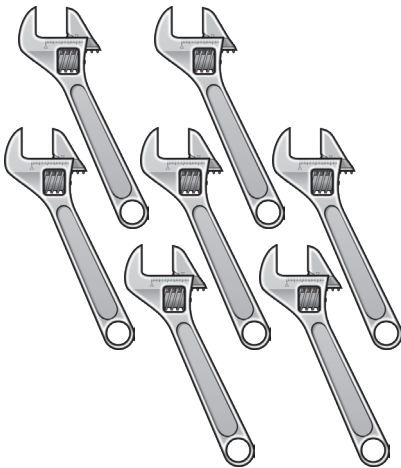
Write the number on the line.













NURSE

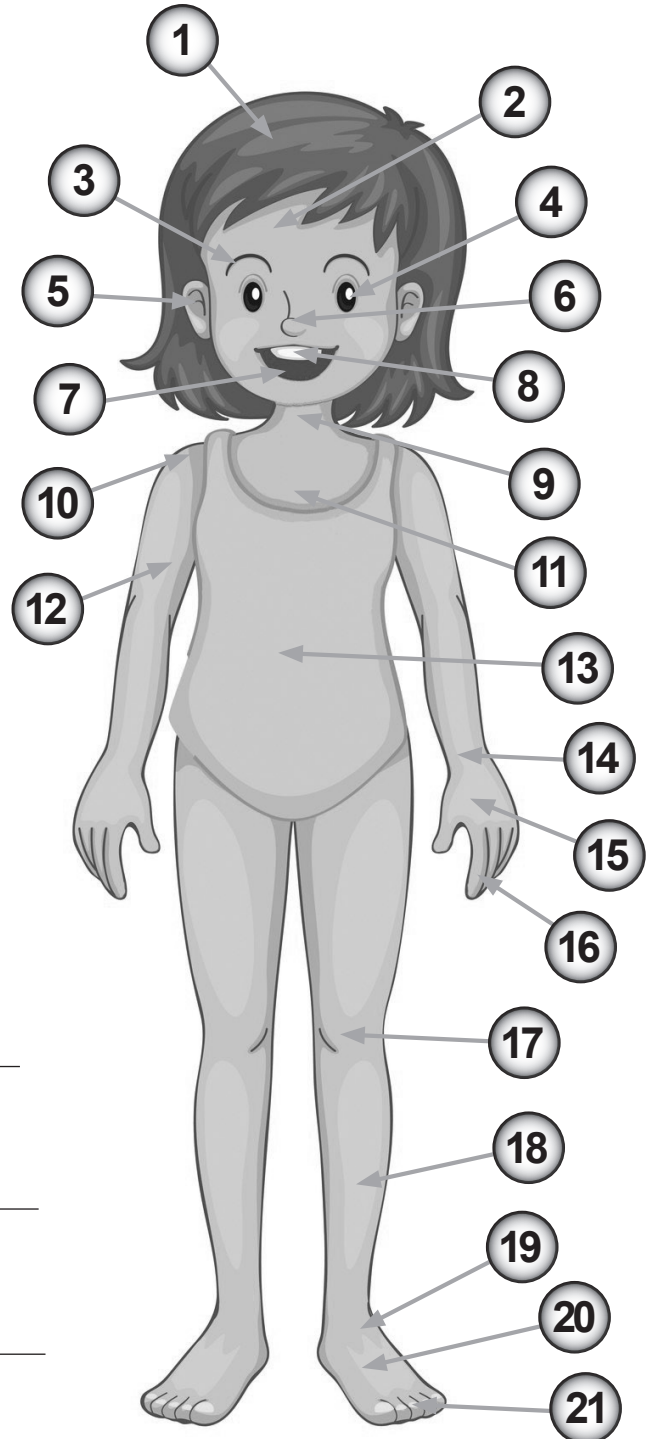


Nurses take care of patients. They observe and take notes. Nurses work in hospitals, doctors' offices and schools.

THE HUMAN BODY ACTIVITY

Unscramble the words and then match them with the appropriate numbered body part. Write the number in the circle in front of the word.

- AHDN** _____
- NEKE** _____
- HETET** _____
- RIHA** _____
- OTE** _____
- REA** _____
- LAENK** _____
- GLE** _____
- KECN** _____
- LBYEL** _____
- GIRFEN** _____
- TOFO** _____
- SWTIR** _____
- MAR** _____
- BERWYEO** _____
- YEE** _____
- ODSRHELU** _____
- SCEHT** _____
- HOFERADE** _____
- HOMTU** _____
- SEON** _____



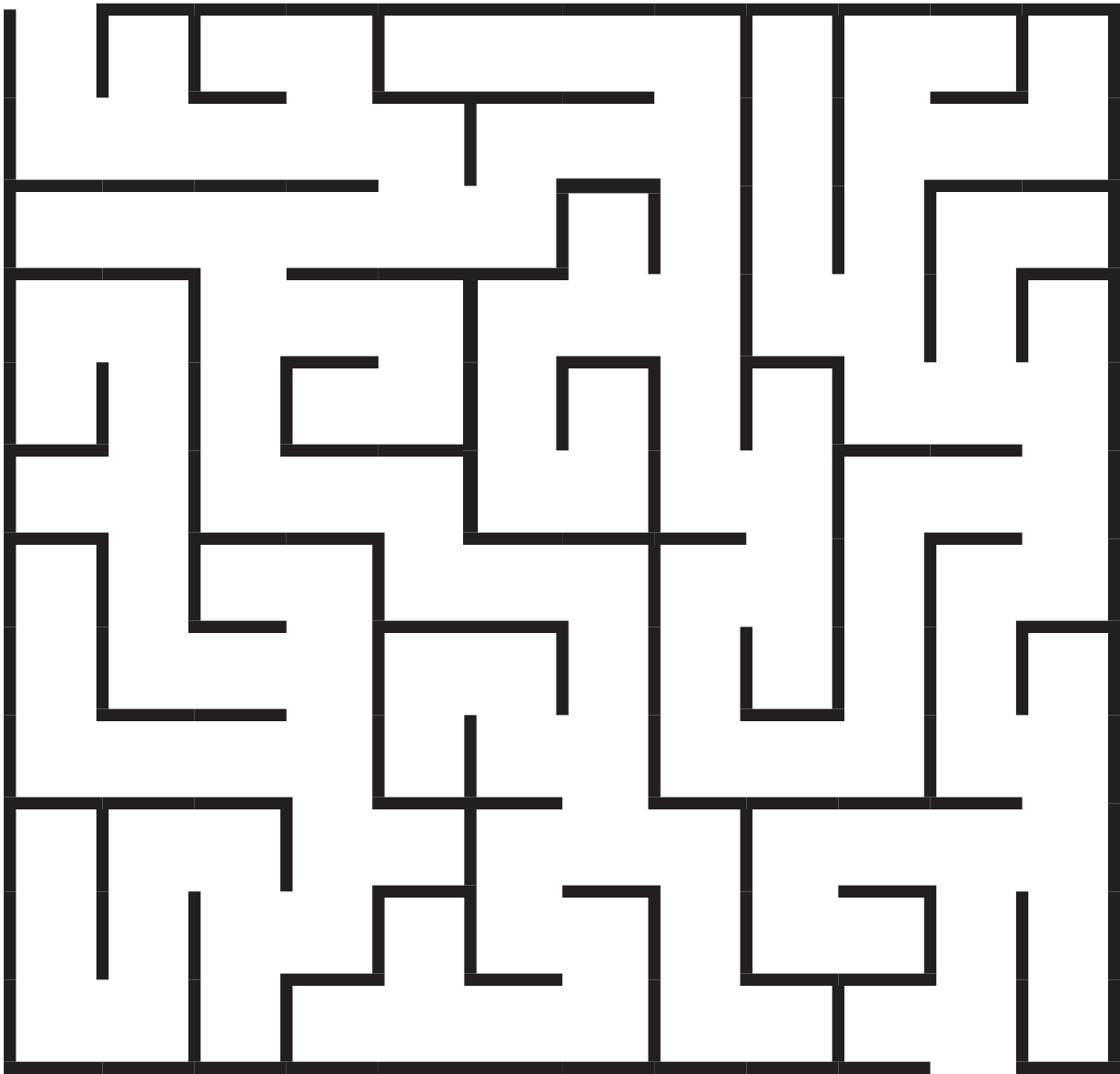
MAIL CARRIER



A mail carrier works mostly outdoors, delivering mail to your home. They also collect mail from public mail boxes.

MAIL CARRIER MAZE ACTIVITY

Help the mail carrier find his way through the maze to get to the mailbox to deliver the mail.



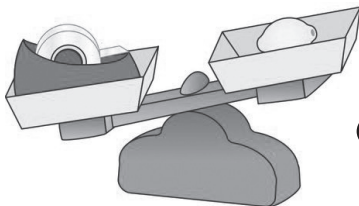

LAB TECHNICIAN



Lab technicians do experiments that require problem solving and record keeping. They work in laboratories and offices.


MATCHING ACTIVITY

Draw a line that matches the words to the pictures.



- Lab Technician
- Magnifying Glass
- Experiment
- Scale
- Goggles
- Test Tubes
- Microscope
- Laboratory


CARPENTER




Carpenters build, repair, and install structures made from wood and other materials. They use hammers, drills, saws, and other tools.

COUNTING ACTIVITY

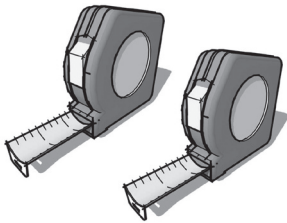
Count the tools in each group and put your answer on the line below them. Add the groups together and put your answer on the line to the right.

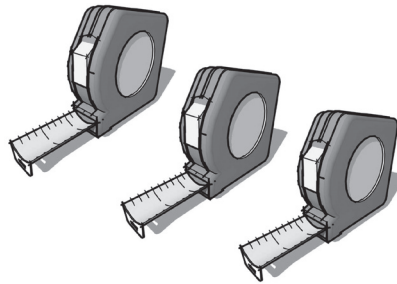




+

=





+

=

Circle the item below that a carpenter would **not** use.



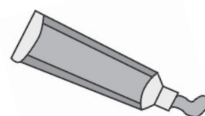
DENTIST

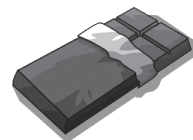


Dentists help their patients take care of their teeth and gums. They also tell them about food choices that affect their teeth.

HEALTHY TEETH ACTIVITY

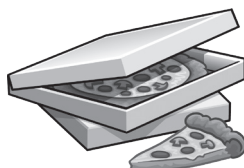
Cross out the things in each row that do not keep your teeth healthy. What letter do the remaining items in each row start with? Write that letter on the line to the left.











CASHIER



Cashiers work in stores and take money from customers purchasing items or services. They also help customers find things in stores.

MONEY COUNTING ACTIVITY

Count the coins in the piggy bank. Write the total amount on the line below.



\$ _____



Bonus Question: If Mary's grocery total came to \$1.76, does she have enough money to pay the bill?

SPOT THE DIFFERENCES ACTIVITY

Look at the pictures and circle 8 things that are different in each set of pictures.



Answers: Top Photo - Branches on left side of tree, bird #1, bird #2, bottom two clouds, worm's mouth, center of flower, and blue bird's heel. Bottom Photo - Mouse, milk bottle, raccoon's teeth, water droplets near raccoon's hand, red sun, fish's gill, eagle's hair, rabbit.