

DELAWARE
DEPARTMENT OF
LABOR

Karryl Hubbard, *Secretary*



DELAWARE WAGES

Occupational Employment & Wage Statistics

DELAWARE DEPARTMENT OF LABOR
Office of Occupational & Labor Market Information

2022 Edition
Published June 2023

TABLE OF CONTENTS



Introduction **page 1**

STATEWIDE WAGE DATA

Annual Mean Wages and Employment for the Highest and Lowest Paying Major Occupational Groups **page 3**

NEW CASTLE COUNTY WAGE DATA

Annual Mean Wages and Employment for the Highest and Lowest Paying Major Occupational Groups **page 24**

KENT COUNTY WAGE DATA

Annual Mean Wages and Employment for the Highest and Lowest Paying Major Occupational Groups **page 44**

SUSSEX COUNTY WAGE DATA

Annual Mean Wages and Employment for the Highest and Lowest Paying Major Occupational Groups **page 57**

Delaware's 5 Lowest and 5 Highest Paying Occupations by Level of Education **page 72**

Endorsements **page 76**

Acknowledgments **inside back cover**

For Your Information

In the spring of 2022, the OEWS program will use a new estimation methodology. The new model-based estimation methodology, called MB3, has advantages over the existing methodology. Estimates for the years 2015-2019 were re-calculated using the new estimation methodology. More information regarding the MB3 methodology can be found at <https://www.bls.gov/oes>.

The May 2022 estimates also use the 2022 North American Industry Classification System (NAICS) to classify business establishments into industries based on the establishment's primary activity.

INTRODUCTION

The Occupational Employment & Wage Statistics (OEWS) program is a cooperative effort of the U.S. Bureau of Labor Statistics (BLS) and the Office of Occupational and Labor Market Information (OOLMI) in the Delaware Department of Labor. As outlined in more detail below, BLS developed the procedures and methodology, while OOLMI conducts the survey and tabulates the responses. A software program developed by the North Carolina Department of Commerce is used to produce the wage and employment estimates. This means that these estimates are not official BLS estimates, but in most cases, they are identical to the official BLS estimates. When they differ, it is by minuscule amounts. We do not use the official BLS estimates because they are not provided for Sussex or New Castle Counties, only Kent County (because it is a single-county metropolitan statistical area).

The OEWS program has ordinarily used three years of survey data, in order to increase reliability. Beginning in 2003, data collection was done twice per year, with half the sample surveyed in the spring and half in the fall. Wage estimates are now updated once per year, after

the results from the spring survey are available. The estimates in this publication were derived from surveys conducted from the fall of 2019 through the spring of 2022.

The survey universe is all employers covered by the state Unemployment Insurance program, both private and public. This covers about 92 percent of the state’s workers. Self-employed, some non-profit organizations, and most agricultural employees are excluded. All establishments (units) with 250 or more employees are automatically included in the survey, while those with fewer employees are randomly sampled for inclusion in the survey. The smallest units have the lowest probability of selection. Details are provided in the table below.

Response rates averaged 75 percent over the four years of the survey. Non-responding units have data imputed to them by means of a hot-deck “nearest neighbor” technique. This method finds the responding establishment (donor) which most closely

resembles the non-responding establishment, based on industry, size class, and area. A pool of 10 nearest neighbor responding units is typically used to predict each non-response unit. The donor’s data are then imputed to the non-responding unit.

Occupations are classified using the Standard Occupational Classification (SOC) system, which consists of 23 major groups, 98 minor groups, 459 broad occupations, and 867 detailed occupations. This publication does not provide data on all the detailed occupations, as some are not employed in the state, and others were reported by too few employers to pass confidentiality restrictions. More information regarding the SOC system and occupational definitions can be found on the BLS website, <https://www.bls.gov/soc>.

Year	Survey Universe		Survey Sample		Usable Response	
	Units	Employment	Units	Employment	Units	Employment
2019	34,310	453,371	722	63,998	547	47,843
2020	35,071	395,106	1,396	96,985	1,051	75,547
2021	35,834	439,080	1,496	93,256	1,136	75,259
2022	40,427	457,978	763	43,313	567	34,602

Employers are asked to supply exact wage rates for their employees; however, it is not required. Conversion between hourly and annual wages is based on a 40-hour week, 52-week year (2,080 hours per year). Some occupations, for instance teachers, typically work a different schedule. Only annual wages are reported for these occupations. In the wage tables, these are printed in **bold** type. The table below shows the wage ranges used in the 2022 survey.

Range	Hourly Wage	Annual Wage
A	Under \$9.25	Under \$19,240
B	\$9.25 to \$11.99	\$19,240 to \$24,959
C	\$12.00 to \$15.49	\$24,960 to \$32,239
D	\$15.50 to \$19.74	\$32,240 to \$41,079
E	\$19.75 to \$25.49	\$41,080 to \$53,039
F	\$25.50 to \$32.74	\$53,040 to \$68,119
G	\$32.75 to \$41.99	\$68,120 to \$87,359
H	\$42.00 to \$53.99	\$87,360 to \$112,319
I	\$54.00 to \$69.49	\$112,320 to \$144,559
J	\$69.50 to \$89.49	\$144,560 to \$186,159
K	\$89.50 to \$114.99	\$186,160 to \$239,199
L	\$115.00 and over	\$239,200 and over

Wages include base rate, cost-of-living allowances, hazardous duty pay, incentive pay (including commissions, piece rates, and production bonuses), tips, longevity

pay, on-call pay, and portal-to-portal pay. Not included are back pay, overtime pay, severance pay, shift differentials, premium pay for holidays or weekends, meal and lodging allowances, uniform allowances, non-production bonuses, profit sharing distributions, or stock bonuses.

Although a wide variety of statistics are estimated from the raw data, we publish only five: the employment level [**Empl**] for all employers in the area (state or county);

the mean (average) wage [**(\$)Mean**]; the median wage [**(\$)Median**], where half the workers in an occupation make less than, and the other half more than; and entry-level [**(\$)Entry**] and experienced [**(\$)Exp**] wage rates. **NA** in the employment field means that the employment estimate does not meet publishability standards. **N/A** in one of the wage fields signifies that a large portion of the responses are in the highest, unbounded wage category and a valid wage estimate is not possible. Or it means that it does not meet

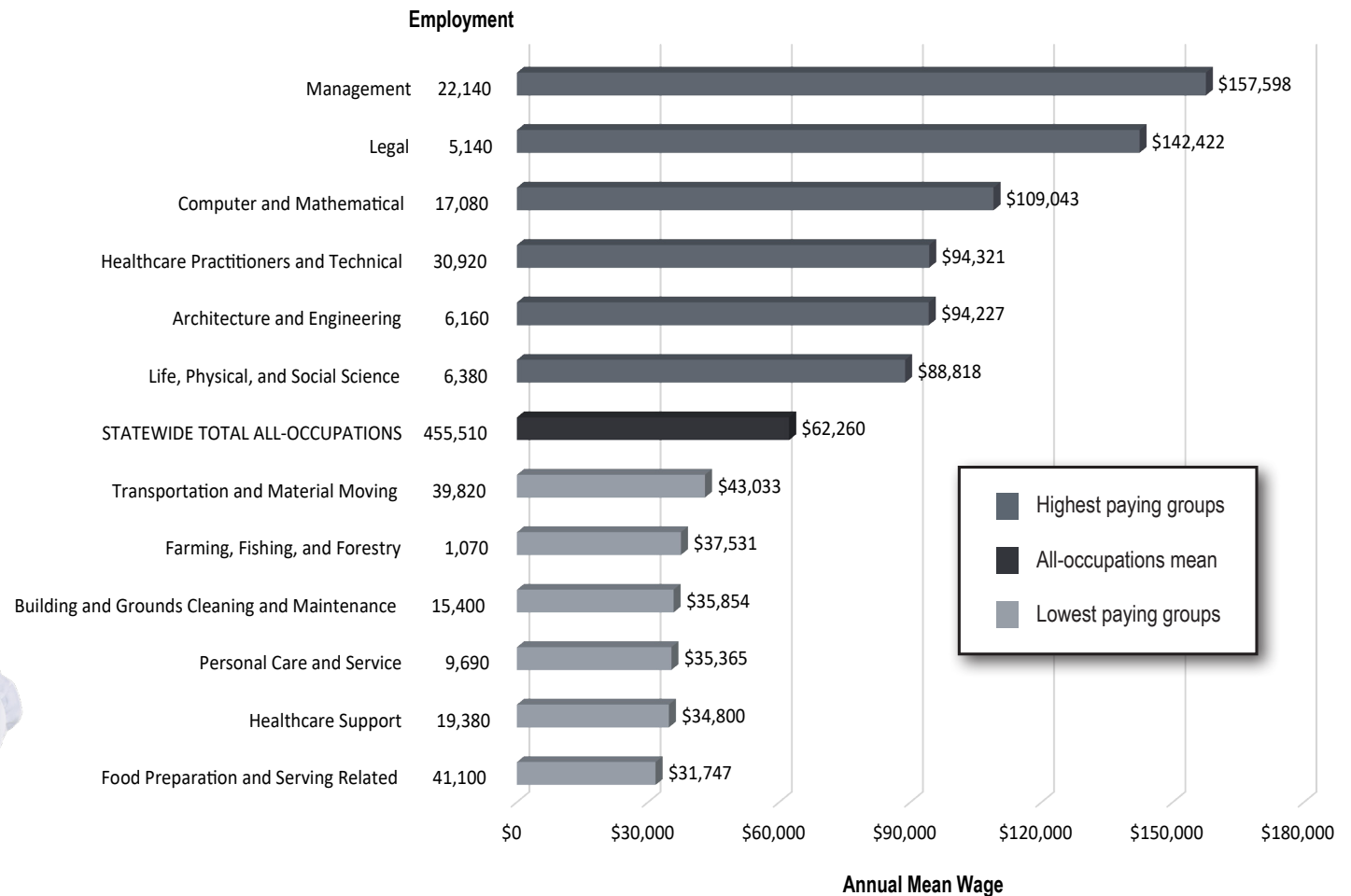
publishability standards and screenings. When both the wage and employment estimates for an occupation do not meet standards, no estimates for the occupation are published.

To determine entry and experienced wage rates, an occupation's wage distribution is divided into thirds. The mean of the lowest third is the entry-level wage rate. The mean of the highest two-thirds is the experienced wage rate. It is important to note that employers are not requested to supply information on their workers' amount of experience.



STATEWIDE DATA

Annual Mean Wages and Employment for the Highest and Lowest Paying Major Occupational Groups



SOC	OCCUPATIONAL TITLE	Empl	(\$) <i>Mean</i>	(\$) <i>Entry</i>	(\$) <i>Exp</i>	(\$) <i>Median</i>
00-0000	<i>Total all occupations</i>	455,510	29.93	13.90	37.95	22.67
11-0000	<u>Management Occupations</u>	22,140	75.77	38.91	94.20	65.29
11-1011	Chief Executives	370	N/A	N/A	N/A	N/A
11-1021	General and Operations Managers	4,430	79.16	38.48	99.50	66.25
11-1031	Legislators	90	64,716	42,084	76,032	55,644
11-2011	Advertising and Promotions Managers	30	81.75	54.67	95.30	80.21
11-2021	Marketing Managers	1,380	84.19	58.19	97.19	80.70
11-2032	Public Relations Managers	160	73.12	51.04	84.15	63.14
11-2033	Fundraising Managers	90	62.64	45.66	71.12	62.36
11-3012	Administrative Services Managers	670	68.15	47.12	78.67	62.29
11-3013	Facilities Managers	180	61.28	38.03	72.91	57.67
11-3021	Computer and Information Systems Managers	1,820	93.82	64.71	108.37	99.30
11-3031	Financial Managers	2,470	92.19	59.06	108.75	79.83
11-3051	Industrial Production Managers	450	71.02	50.39	81.33	67.23
11-3061	Purchasing Managers	190	N/A	N/A	N/A	N/A
11-3071	Transportation, Storage, and Distribution Managers	410	67.61	37.98	82.43	65.99
11-3111	Compensation and Benefits Managers	20	82.77	55.86	96.23	86.67
11-3121	Human Resources Managers	550	75.87	42.43	92.59	69.50
11-3131	Training and Development Managers	70	70.87	52.94	79.83	67.00
11-9021	Construction Managers	560	60.82	44.21	69.12	60.78
11-9031	Education and Childcare Administrators, Preschool and Daycare	370	25.54	17.69	29.46	22.19
11-9032	Education Administrators, Kindergarten through Secondary	840	123,766	106,514	132,392	125,491
11-9033	Education Administrators, Postsecondary	420	72.40	40.54	88.33	61.66
11-9039	Education Administrators, All Other	70	50.32	25.92	62.52	41.80
11-9041	Architectural and Engineering Managers	460	79.50	60.78	88.87	79.23
11-9051	Food Service Managers	590	37.70	28.20	42.45	36.05
11-9071	Gambling Managers	10	61.09	41.09	71.09	63.44
11-9072	Entertainment and Recreation Managers, Except Gambling	20	38.28	20.14	47.35	36.65
11-9081	Lodging Managers	100	31.08	15.84	38.69	29.81
11-9111	Medical and Health Services Managers	1,270	72.52	41.85	87.85	61.51
11-9121	Natural Sciences Managers	390	N/A	N/A	N/A	N/A
11-9131	Postmasters and Mail Superintendents	40	42.61	37.69	45.07	41.60

SOC	OCCUPATIONAL TITLE	Empl	(\$) Mean	(\$) Entry	(\$) Exp	(\$) Median
11-9141	Property, Real Estate, and Community Association Managers	790	33.70	22.12	39.49	29.54
11-9151	Social and Community Service Managers	760	33.55	25.27	37.69	31.03
11-9171	Funeral Home Managers	40	46.66	34.89	52.54	41.38
11-9199	Managers, All Other	860	78.48	49.12	93.16	74.46
13-0000	Business and Financial Operations Occupations	34,300	42.35	25.11	50.96	38.25
13-1020	Buyers and Purchasing Agents	1,320	38.01	23.73	45.14	35.52
13-1031	Claims Adjusters, Examiners, and Investigators	780	37.25	25.31	43.22	36.76
13-1041	Compliance Officers	1,570	37.25	21.78	44.99	34.27
13-1051	Cost Estimators	1,220	34.12	23.82	39.27	31.66
13-1071	Human Resources Specialists	2,490	37.17	21.44	45.03	31.34
13-1075	Labor Relations Specialists	320	43.07	26.17	51.52	39.05
13-1081	Logisticians	690	46.82	32.17	54.15	45.65
13-1082	Project Management Specialists	1,520	52.22	35.17	60.75	50.43
13-1111	Management Analysts	4,200	43.13	24.66	52.36	39.42
13-1121	Meeting, Convention, and Event Planners	320	25.09	16.36	29.45	24.28
13-1131	Fundraisers	260	30.86	21.92	35.34	29.44
13-1141	Compensation, Benefits, and Job Analysis Specialists	250	43.24	27.56	51.07	38.05
13-1151	Training and Development Specialists	1,080	36.34	23.73	42.65	35.30
13-1161	Market Research Analysts and Marketing Specialists	2,580	44.74	28.04	53.08	40.24
13-1199	Business Operations Specialists, All Other	1,380	36.13	20.00	44.20	33.53
13-2011	Accountants and Auditors	5,660	40.69	25.35	48.35	37.24
13-2020	Property Appraisers and Assessors	120	27.42	21.91	30.18	27.82
13-2031	Budget Analysts	150	40.55	28.62	46.52	39.37
13-2051	Financial and Investment Analysts	1,910	51.30	31.43	61.23	40.44
13-2052	Personal Financial Advisors	NA	58.87	30.97	72.83	58.62
13-2053	Insurance Underwriters	110	41.99	27.97	48.99	45.11
13-2054	Financial Risk Specialists	1,290	59.09	36.54	70.37	61.37
13-2061	Financial Examiners	730	40.68	28.83	46.60	34.97
13-2071	Credit Counselors	80	25.21	20.04	27.79	24.96
13-2072	Loan Officers	1,010	40.34	21.92	49.55	37.13
13-2081	Tax Examiners and Collectors, and Revenue Agents	100	31.45	20.28	37.03	28.46

SOC	OCCUPATIONAL TITLE	Empl	(\$) ^{Mean}	(\$) ^{Entry}	(\$) ^{Exp}	(\$) ^{Median}
13-2082	Tax Preparers	NA	22.21	14.61	26.01	18.22
13-2099	Financial Specialists, All Other	1,600	40.45	28.07	46.64	35.48
15-0000	Computer and Mathematical Occupations	17,080	52.43	30.98	63.15	50.75
15-1211	Computer Systems Analysts	2,140	55.92	35.87	65.95	51.19
15-1212	Information Security Analysts	1,020	62.67	42.80	72.61	61.38
15-1231	Computer Network Support Specialists	400	29.87	22.79	33.41	26.60
15-1232	Computer User Support Specialists	1,670	31.40	20.19	37.00	30.53
15-1241	Computer Network Architects	790	69.96	52.92	78.47	68.67
15-1242	Database Administrators	590	50.30	30.02	60.43	48.35
15-1243	Database Architects	90	68.50	57.00	74.24	65.36
15-1244	Network and Computer Systems Administrators	960	42.65	27.12	50.41	40.23
15-1251	Computer Programmers	490	46.47	32.89	53.25	43.33
15-1252	Software Developers	5,300	58.37	41.85	66.63	56.95
15-1253	Software Quality Assurance Analysts and Testers	500	57.73	41.16	66.01	50.75
15-1254	Web Developers	160	52.75	37.77	60.24	46.75
15-1255	Web and Digital Interface Designers	NA	30.07	20.96	34.62	33.25
15-1299	Computer Occupations, All Other	770	58.16	36.05	69.21	54.97
15-2011	Actuaries	20	56.08	42.25	63.00	51.49
15-2031	Operations Research Analysts	820	46.92	30.95	54.91	41.39
15-2041	Statisticians	80	53.68	33.62	63.71	47.57
15-2051	Data Scientists	480	64.10	45.74	73.27	63.61
17-0000	Architecture and Engineering Occupations	6,160	45.30	26.23	54.84	43.22
17-1011	Architects, Except Landscape and Naval	110	40.90	30.62	46.04	38.66
17-1012	Landscape Architects	30	29.64	20.10	34.41	31.50
17-1022	Surveyors	130	37.93	25.01	44.38	38.37
17-2011	Aerospace Engineers	30	N/A	N/A	N/A	N/A
17-2031	Bioengineers and Biomedical Engineers	NA	44.75	34.63	49.80	49.35
17-2041	Chemical Engineers	470	60.07	40.29	69.96	58.74
17-2051	Civil Engineers	960	49.48	34.32	57.06	48.39
17-2071	Electrical Engineers	530	55.38	35.99	65.07	49.95

SOC	OCCUPATIONAL TITLE	Empl	(\$) Mean	(\$) Entry	(\$) Exp	(\$) Median
17-2072	Electronics Engineers, Except Computer	80	58.85	45.51	65.51	59.79
17-2081	Environmental Engineers	140	50.61	32.23	59.80	40.87
17-2111	Health and Safety Engineers	80	47.83	33.00	55.25	44.51
17-2112	Industrial Engineers	900	48.85	37.58	54.49	50.52
17-2131	Materials Engineers	120	53.68	36.93	62.05	48.32
17-2141	Mechanical Engineers	660	52.74	37.05	60.58	48.32
17-3011	Architectural and Civil Drafters	360	27.12	19.94	30.72	25.49
17-3012	Electrical and Electronics Drafters	50	40.92	34.69	44.04	38.64
17-3013	Mechanical Drafters	190	30.41	21.98	34.63	28.88
17-3019	Drafters, All Other	20	32.08	21.30	37.47	30.03
17-3022	Civil Engineering Technologists and Technicians	420	23.44	16.75	26.79	20.80
17-3023	Electrical and Electronic Engineering Technologists and Technicians	210	27.81	19.86	31.78	26.11
17-3025	Environmental Engineering Technologists and Technicians	50	33.54	23.24	38.70	35.02
17-3026	Industrial Engineering Technologists and Technicians	60	31.43	24.12	35.08	29.75
17-3027	Mechanical Engineering Technologists and Technicians	50	28.44	17.96	33.68	25.22
17-3029	Engineering Technologists and Technicians, Except Drafters, All Other	60	30.00	19.48	35.26	30.93
17-3031	Surveying and Mapping Technicians	150	23.31	17.44	26.24	22.51
19-0000	Life, Physical, and Social Science Occupations	6,380	42.70	24.60	51.75	37.93
19-1013	Soil and Plant Scientists	120	32.62	27.20	35.33	29.21
19-1021	Biochemists and Biophysicists	430	47.11	25.43	57.95	48.97
19-1022	Microbiologists	130	36.96	27.00	41.93	30.28
19-1031	Conservation Scientists	50	28.68	19.66	33.19	25.95
19-1032	Foresters	10	29.42	22.89	32.69	29.43
19-1042	Medical Scientists, Except Epidemiologists	570	57.27	35.69	68.06	58.85
19-2021	Atmospheric and Space Scientists	40	45.42	29.44	53.40	40.49
19-2031	Chemists	1,280	56.25	38.77	64.99	52.98
19-2032	Materials Scientists	130	54.69	30.22	66.93	51.33
19-2041	Environmental Scientists and Specialists, Including Health	300	29.76	21.40	33.94	27.82
19-2042	Geoscientists, Except Hydrologists and Geographers	130	37.71	25.40	43.87	33.51
19-2043	Hydrologists	30	30.76	25.47	33.41	29.70
19-2099	Physical Scientists, All Other	10	41.62	21.83	51.52	45.85

SOC	OCCUPATIONAL TITLE	Empl	(\$) <u>Mean</u>	(\$) <u>Entry</u>	(\$) <u>Exp</u>	(\$) <u>Median</u>
19-3022	Survey Researchers	NA	36.69	24.85	42.61	29.64
19-3033	Clinical and Counseling Psychologists	110	N/A	N/A	N/A	N/A
19-3034	School Psychologists	370	38.57	27.63	44.04	37.26
19-3041	Sociologists	30	N/A	N/A	N/A	N/A
19-3051	Urban and Regional Planners	410	30.16	20.29	35.09	29.29
19-3093	Historians	20	37.00	23.05	43.97	34.10
19-3099	Social Scientists and Related Workers, All Other	70	37.44	25.27	43.53	38.17
19-4012	Agricultural Technicians	40	20.17	16.14	22.18	18.51
19-4013	Food Science Technicians	10	20.55	16.52	22.57	21.92
19-4021	Biological Technicians	160	26.44	20.16	29.57	27.24
19-4031	Chemical Technicians	490	33.41	23.35	38.44	32.47
19-4042	Environmental Science and Protection Technicians, Including Health	80	22.83	16.48	26.00	23.27
19-4043	Geological Technicians, Except Hydrologic Technicians	50	22.16	17.86	24.31	22.05
19-4061	Social Science Research Assistants	90	30.54	25.59	33.01	29.59
19-4071	Forest and Conservation Technicians	20	16.08	12.60	17.82	15.43
19-4099	Life, Physical, and Social Science Technicians, All Other	NA	25.66	21.49	27.73	24.49
19-5011	Occupational Health and Safety Specialists	570	41.63	26.14	49.38	37.61
19-5012	Occupational Health and Safety Technicians	130	26.90	19.00	30.84	24.62
21-0000	Community and Social Service Occupations	7,930	25.65	17.30	29.83	23.56
21-1012	Educational, Guidance, and Career Counselors and Advisors	1,370	31.88	21.51	37.06	31.86
21-1013	Marriage and Family Therapists	210	26.25	24.28	27.23	25.37
21-1015	Rehabilitation Counselors	240	20.56	15.69	23.00	19.21
21-1018	Substance Abuse, Behavioral Disorder, and Mental Health Counselors	1,610	25.08	16.56	29.34	23.01
21-1019	Counselors, All Other	NA	26.90	20.87	29.91	22.39
21-1021	Child, Family, and School Social Workers	1,080	22.09	17.06	24.61	20.50
21-1022	Healthcare Social Workers	590	27.93	19.43	32.19	28.42
21-1023	Mental Health and Substance Abuse Social Workers	520	25.37	19.55	28.28	23.44
21-1029	Social Workers, All Other	180	32.02	19.53	38.27	30.25
21-1091	Health Education Specialists	340	32.19	23.53	36.52	28.93
21-1092	Probation Officers and Correctional Treatment Specialists	370	26.14	21.71	28.35	26.36
21-1093	Social and Human Service Assistants	830	18.05	14.48	19.83	17.56

SOC	OCCUPATIONAL TITLE	Empl	(\$) Mean	(\$) Entry	(\$) Exp	(\$) Median
21-1094	Community Health Workers	230	22.78	15.79	26.27	22.70
21-1099	Community and Social Service Specialists, All Other	280	22.93	17.67	25.56	22.96
21-2011	Clergy	70	29.57	22.61	33.05	26.06
23-0000	<u>Legal Occupations</u>	5,140	68.47	26.73	89.35	49.80
23-1011	Lawyers	2,660	N/A	N/A	N/A	N/A
23-1012	Judicial Law Clerks	100	25.32	21.53	27.22	26.78
23-1021	Administrative Law Judges, Adjudicators, and Hearing Officers	70	30.68	19.27	36.39	25.93
23-1022	Arbitrators, Mediators, and Conciliators	50	31.66	19.19	37.89	40.00
23-1023	Judges, Magistrate Judges, and Magistrates	120	70.82	41.01	85.73	93.70
23-2011	Paralegals and Legal Assistants	1,760	32.86	21.75	38.41	28.68
23-2093	Title Examiners, Abstractors, and Searchers	NA	26.90	14.68	33.01	26.47
23-2099	Legal Support Workers, All Other	320	37.58	26.51	43.12	33.80
25-0000	<u>Educational Instruction and Library Occupations</u>	27,330	28.75	16.42	34.92	28.39
25-1011	Business Teachers, Postsecondary	410	98,348	53,460	120,793	80,639
25-1021	Computer Science Teachers, Postsecondary	180	84,359	50,090	101,494	78,565
25-1022	Mathematical Science Teachers, Postsecondary	170	74,262	47,332	87,727	65,688
25-1042	Biological Science Teachers, Postsecondary	160	90,311	54,652	108,141	76,454
25-1052	Chemistry Teachers, Postsecondary	110	88,392	52,700	106,238	76,302
25-1054	Physics Teachers, Postsecondary	100	86,692	51,812	104,131	80,725
25-1062	Area, Ethnic, and Cultural Studies Teachers, Postsecondary	40	N/A	N/A	N/A	N/A
25-1066	Psychology Teachers, Postsecondary	90	N/A	N/A	N/A	N/A
25-1067	Sociology Teachers, Postsecondary	70	73,176	51,310	84,109	74,910
25-1071	Health Specialties Teachers, Postsecondary	250	N/A	N/A	N/A	N/A
25-1072	Nursing Instructors and Teachers, Postsecondary	280	85,786	49,279	104,040	78,649
25-1081	Education Teachers, Postsecondary	170	72,083	46,388	84,931	73,535
25-1111	Criminal Justice and Law Enforcement Teachers, Postsecondary	20	72,266	46,512	85,143	70,225
25-1123	English Language and Literature Teachers, Postsecondary	240	66,688	43,868	78,097	60,922
25-1124	Foreign Language and Literature Teachers, Postsecondary	120	64,229	42,649	75,019	58,837
25-1194	Career/Technical Education Teachers, Postsecondary	220	27.37	20.51	30.80	25.59
25-1199	Postsecondary Teachers, All Other	140	65,297	38,738	78,576	59,616

SOC	OCCUPATIONAL TITLE	Empl	(\$) Mean	(\$) Entry	(\$) Exp	(\$) Median
25-2011	Preschool Teachers, Except Special Education	2,010	14.29	11.65	15.61	13.71
25-2012	Kindergarten Teachers, Except Special Education	230	55,028	41,902	61,591	53,544
25-2021	Elementary School Teachers, Except Special Education	4,350	64,103	46,012	73,148	60,272
25-2022	Middle School Teachers, Except Special and Career/Technical Education	1,570	65,880	48,110	74,765	63,525
25-2031	Secondary School Teachers, Except Special and Career/Technical Education	4,050	68,810	53,136	76,647	74,164
25-2032	Career/Technical Education Teachers, Secondary School	510	76,735	65,573	82,315	77,399
25-2052	Special Education Teachers, Kindergarten and Elementary School	1,140	66,106	51,135	73,592	63,249
25-2057	Special Education Teachers, Middle School	70	58,819	45,207	65,625	56,293
25-2058	Special Education Teachers, Secondary School	1,060	69,362	52,117	77,985	74,821
25-2059	Special Education Teachers, All Other	50	80,550	60,468	90,591	82,763
25-3011	Adult Basic and Secondary Education, and Second Language Instructors	290	30.74	25.22	33.50	33.25
25-3021	Self-Enrichment Teachers	290	N/A	N/A	N/A	N/A
25-3031	Substitute Teachers, Short-Term	490	16.97	13.10	18.91	14.99
25-3041	Tutors	420	15.17	11.35	17.07	13.54
25-3099	Teachers and Instructors, All Other	120	57,192	31,474	70,052	63,773
25-4011	Archivists	40	24.85	17.69	28.43	23.97
25-4012	Curators	60	30.35	20.23	35.41	29.61
25-4013	Museum Technicians and Conservators	70	20.62	14.45	23.70	16.53
25-4022	Librarians and Media Collections Specialists	390	34.64	24.55	39.68	32.30
25-4031	Library Technicians	210	21.77	16.03	24.64	22.41
25-9021	Farm and Home Management Educators	110	30.83	23.42	34.54	28.38
25-9031	Instructional Coordinators	1,090	32.51	21.76	37.88	35.03
25-9044	Teaching Assistants, Postsecondary	290	N/A	N/A	N/A	N/A
25-9045	Teaching Assistants, Except Postsecondary	4,190	36,295	28,095	40,395	36,443
25-9099	Educational Instruction and Library Workers, All Other	60	25.07	20.46	27.37	25.84
27-0000	Arts, Design, Entertainment, Sports, and Media Occupations	4,520	27.66	14.11	34.44	22.25
27-1011	Art Directors	50	44.33	34.43	49.28	40.00
27-1021	Commercial and Industrial Designers	30	39.33	30.93	43.53	35.88
27-1023	Floral Designers	100	16.61	12.68	18.58	14.32
27-1024	Graphic Designers	420	28.72	16.72	34.72	24.87
27-1025	Interior Designers	130	27.37	18.31	31.90	26.28

SOC	OCCUPATIONAL TITLE	Empl	(\$) Mean	(\$) Entry	(\$) Exp	(\$) Median
27-1026	Merchandise Displayers and Window Trimmers	990	16.25	13.37	17.70	15.36
27-2012	Producers and Directors	110	34.42	17.02	43.12	29.13
27-2022	Coaches and Scouts	780	53,865	26,731	67,431	38,974
27-2023	Umpires, Referees, and Other Sports Officials	40	40,911	22,704	50,015	25,140
27-3023	News Analysts, Reporters, and Journalists	50	23.19	15.32	27.13	22.72
27-3031	Public Relations Specialists	910	37.63	21.26	45.81	32.71
27-3041	Editors	140	33.49	19.42	40.53	32.25
27-3042	Technical Writers	90	50.09	31.55	59.36	47.81
27-3043	Writers and Authors	40	38.59	26.28	44.74	35.12
27-3091	Interpreters and Translators	100	N/A	N/A	N/A	N/A
27-3092	Court Reporters and Simultaneous Captioners	40	28.22	15.83	34.42	34.26
27-4011	Audio and Video Technicians	80	30.70	22.39	34.85	29.67
27-4012	Broadcast Technicians	20	24.32	12.28	30.33	18.85
27-4014	Sound Engineering Technicians	20	25.57	15.07	30.81	25.77
27-4021	Photographers	130	20.37	13.48	23.82	17.18
27-4031	Camera Operators, Television, Video, and Film	20	23.98	12.19	29.88	22.36
29-0000	Healthcare Practitioners and Technical Occupations	30,920	45.35	23.78	56.13	38.13
29-1011	Chiropractors	130	42.19	19.82	53.38	30.90
29-1021	Dentists, General	330	99.17	49.09	124.21	101.10
29-1031	Dietitians and Nutritionists	340	34.38	26.97	38.09	30.49
29-1041	Optometrists	100	56.02	31.06	68.50	57.15
29-1051	Pharmacists	970	61.25	47.48	68.14	62.93
29-1071	Physician Assistants	640	59.69	47.57	65.75	60.73
29-1081	Podiatrists	70	70.97	41.45	85.73	79.88
29-1122	Occupational Therapists	420	42.39	32.39	47.40	42.00
29-1123	Physical Therapists	980	46.38	34.97	52.08	46.88
29-1124	Radiation Therapists	50	51.96	42.71	56.59	48.63
29-1125	Recreational Therapists	70	22.98	18.19	25.38	21.29
29-1126	Respiratory Therapists	390	36.84	30.12	40.20	37.99
29-1127	Speech-Language Pathologists	NA	41.88	31.36	47.14	40.54
29-1129	Therapists, All Other	NA	36.31	31.10	38.92	35.96

SOC	OCCUPATIONAL TITLE	Empl	(\$)Mean	(\$)Entry	(\$)Exp	(\$)Median
29-1131	Veterinarians	300	56.11	36.12	66.11	46.95
29-1141	Registered Nurses	11,490	40.88	32.49	45.07	39.54
29-1151	Nurse Anesthetists	70	95.23	53.95	115.87	107.90
29-1161	Nurse Midwives	70	52.49	36.20	60.64	53.78
29-1171	Nurse Practitioners	990	57.97	46.63	63.64	58.91
29-1181	Audiologists	60	35.89	30.18	38.75	37.43
29-1212	Cardiologists	100	N/A	144.47	N/A	N/A
29-1213	Dermatologists	50	148.19	85.42	179.57	89.24
29-1215	Family Medicine Physicians	480	110.57	64.70	N/A	105.40
29-1216	General Internal Medicine Physicians	60	115.67	94.35	N/A	101.27
29-1217	Neurologists	60	136.19	102.06	N/A	N/A
29-1218	Obstetricians and Gynecologists	150	145.27	106.39	N/A	N/A
29-1221	Pediatricians, General	160	90.31	65.98	102.48	98.10
29-1223	Psychiatrists	90	100.72	48.31	126.93	103.02
29-1224	Radiologists	40	145.68	110.64	N/A	N/A
29-1229	Physicians, All Other	1,120	110.10	36.45	N/A	111.11
29-1249	Surgeons, All Other	60	N/A	N/A	N/A	N/A
29-1292	Dental Hygienists	730	43.03	36.81	46.14	40.42
29-2010	Clinical Laboratory Technologists and Technicians	580	30.71	20.81	35.67	30.54
29-2031	Cardiovascular Technologists and Technicians	360	27.98	17.61	33.16	22.33
29-2032	Diagnostic Medical Sonographers	250	38.77	31.45	42.42	37.41
29-2033	Nuclear Medicine Technologists	80	40.94	33.74	44.54	39.32
29-2034	Radiologic Technologists and Technicians	760	33.41	26.43	36.90	31.34
29-2035	Magnetic Resonance Imaging Technologists	200	39.03	33.57	41.76	38.95
29-2042	Emergency Medical Technicians	1,000	19.97	16.52	21.70	18.51
29-2043	Paramedics	350	29.83	24.03	32.72	30.24
29-2051	Dietetic Technicians	70	17.36	13.68	19.20	16.39
29-2052	Pharmacy Technicians	1,190	18.57	14.11	20.80	18.07
29-2053	Psychiatric Technicians	140	17.31	14.97	18.48	16.86
29-2055	Surgical Technologists	400	26.85	21.80	29.38	27.65
29-2056	Veterinary Technologists and Technicians	460	20.37	14.98	23.07	21.76
29-2057	Ophthalmic Medical Technicians	160	19.89	16.36	21.65	18.96

SOC	OCCUPATIONAL TITLE	Empl	(\$) <u>Mean</u>	(\$) <u>Entry</u>	(\$) <u>Exp</u>	(\$) <u>Median</u>
29-2061	Licensed Practical and Licensed Vocational Nurses	2,100	27.58	22.54	30.09	28.31
29-2072	Medical Records Specialists	440	22.78	16.08	26.13	22.05
29-2081	Opticians, Dispensing	270	17.91	13.20	20.26	17.31
29-2091	Orthotists and Prosthetists	NA	37.96	22.32	45.77	29.70
29-2092	Hearing Aid Specialists	NA	25.83	17.35	30.07	30.06
29-2099	Health Technologists and Technicians, All Other	240	25.45	18.42	28.96	24.12
29-9021	Health Information Technologists and Medical Registrars	80	26.77	16.77	31.77	20.93
29-9091	Athletic Trainers	160	51,704	44,443	55,334	47,702
29-9099	Healthcare Practitioners and Technical Workers, All Other	30	36.99	21.68	44.64	34.95
31-0000	<u>Healthcare Support Occupations</u>	19,380	16.73	12.12	19.04	15.55
31-1120	Home Health and Personal Care Aides	9,030	13.40	10.95	14.62	13.55
31-1131	Nursing Assistants	4,310	17.63	15.29	18.80	17.85
31-1132	Orderlies	290	17.11	15.04	18.15	17.12
31-1133	Psychiatric Aides	110	18.26	14.77	20.00	15.21
31-2011	Occupational Therapy Assistants	130	34.31	30.23	36.35	35.00
31-2021	Physical Therapist Assistants	300	30.32	20.34	35.30	30.93
31-2022	Physical Therapist Aides	210	15.70	13.66	16.72	15.33
31-9011	Massage Therapists	160	N/A	N/A	N/A	N/A
31-9091	Dental Assistants	900	25.24	15.58	30.07	22.12
31-9092	Medical Assistants	2,830	18.32	15.33	19.82	18.22
31-9093	Medical Equipment Preparers	230	23.38	18.60	25.77	22.38
31-9094	Medical Transcriptionists	150	19.67	12.23	23.39	20.93
31-9095	Pharmacy Aides	110	15.48	12.93	16.75	14.72
31-9096	Veterinary Assistants and Laboratory Animal Caretakers	150	17.43	13.13	19.57	17.36
31-9097	Phlebotomists	360	21.26	17.85	22.96	20.88
31-9099	Healthcare Support Workers, All Other	90	21.06	15.82	23.67	18.27
33-0000	<u>Protective Service Occupations</u>	9,770	24.95	14.18	30.34	22.00
33-1011	First-Line Supervisors of Correctional Officers	240	31.80	27.17	34.12	31.42
33-1012	First-Line Supervisors of Police and Detectives	370	54.96	42.39	61.24	53.83
33-1021	First-Line Supervisors of Firefighting and Prevention Workers	60	35.63	29.07	38.91	34.82

SOC	OCCUPATIONAL TITLE	Empl	(\$) Mean	(\$) Entry	(\$) Exp	(\$) Median
33-1091	First-Line Supervisors of Security Workers	340	28.21	19.68	32.48	26.51
33-1099	First-Line Supervisors of Protective Service Workers, All Other	60	24.40	12.76	30.22	20.73
33-2011	Firefighters	600	21.96	17.31	24.29	19.25
33-2021	Fire Inspectors and Investigators	100	25.82	17.21	30.12	24.83
33-3011	Bailiffs	110	16.40	14.96	17.11	15.97
33-3012	Correctional Officers and Jailers	1,680	24.55	20.80	26.43	24.74
33-3021	Detectives and Criminal Investigators	100	46.87	27.52	56.54	38.49
33-3031	Fish and Game Wardens	60	26.94	20.16	30.33	26.24
33-3041	Parking Enforcement Workers	160	17.39	14.43	18.87	16.36
33-3051	Police and Sheriff's Patrol Officers	1,860	37.26	27.32	42.22	37.81
33-9021	Private Detectives and Investigators	40	21.70	17.35	23.87	19.00
33-9031	Gambling Surveillance Officers and Gambling Investigators	40	15.92	14.32	16.72	14.57
33-9032	Security Guards	2,930	16.32	12.69	18.13	15.26
33-9091	Crossing Guards and Flaggers	270	16.69	12.96	18.56	15.06
33-9092	Lifeguards, Ski Patrol, and Other Recreational Protective Service Workers	280	11.52	10.50	12.04	10.57
33-9094	School Bus Monitors	250	15.33	13.92	16.03	14.95
33-9099	Protective Service Workers, All Other	210	18.72	13.56	21.32	16.36
35-0000	<u>Food Preparation and Serving Related Occupations</u>	41,100	15.26	11.14	17.32	13.76
35-1011	Chefs and Head Cooks	540	30.02	21.89	34.09	27.88
35-1012	First-Line Supervisors of Food Preparation and Serving Workers	3,550	21.51	15.62	24.45	21.15
35-2011	Cooks, Fast Food	2,230	13.08	11.07	14.09	12.57
35-2012	Cooks, Institution and Cafeteria	2,410	19.45	15.90	21.23	19.28
35-2014	Cooks, Restaurant	5,130	15.15	12.09	16.68	14.02
35-2015	Cooks, Short Order	130	14.00	11.56	15.22	12.96
35-2021	Food Preparation Workers	2,210	14.63	11.89	15.99	13.85
35-3011	Bartenders	2,220	16.04	10.67	18.72	13.51
35-3023	Fast Food and Counter Workers	10,780	13.29	10.99	14.43	13.39
35-3031	Waiters and Waitresses	6,740	15.11	10.61	17.36	13.28
35-3041	Food Servers, Nonrestaurant	600	14.01	11.80	15.11	13.57
35-9011	Dining Room and Cafeteria Attendants and Bartender Helpers	1,080	13.60	11.23	14.78	13.28

SOC	OCCUPATIONAL TITLE	Empl	(\$) Mean	(\$) Entry	(\$) Exp	(\$) Median
35-9021	Dishwashers	1,730	12.82	10.82	13.83	12.70
35-9031	Hosts and Hostesses, Restaurant, Lounge, and Coffee Shop	1,510	11.94	10.56	12.64	10.93
37-0000	<u>Building and Grounds Cleaning and Maintenance Occupations</u>	15,400	17.24	12.64	19.54	15.57
37-1011	First-Line Supervisors of Housekeeping and Janitorial Workers	920	23.79	16.62	27.37	23.20
37-1012	First-Line Supervisors of Landscaping and Groundskeeping Workers	400	26.98	18.70	31.12	26.38
37-2011	Janitors and Cleaners, Except Maids and Housekeeping Cleaners	6,960	16.08	12.27	17.99	14.85
37-2012	Maids and Housekeeping Cleaners	2,640	13.70	11.62	14.75	13.46
37-2021	Pest Control Workers	230	22.54	17.43	25.10	20.99
37-3011	Landscaping and Groundskeeping Workers	3,560	17.22	14.13	18.76	16.94
37-3012	Pesticide Handlers, Sprayers, and Applicators, Vegetation	30	22.65	18.97	24.48	21.88
37-3013	Tree Trimmers and Pruners	10	30.44	24.01	33.66	31.99
39-0000	<u>Personal Care and Service Occupations</u>	9,690	17.00	11.53	19.74	14.11
39-1013	First-Line Supervisors of Gambling Services Workers	100	29.26	22.13	32.83	30.58
39-1014	First-Line Supervisors of Entertainment and Recreation Workers	300	27.05	19.01	31.08	26.25
39-1022	First-Line Supervisors of Personal Service Workers	220	23.36	17.14	26.47	21.45
39-2011	Animal Trainers	110	21.82	14.04	25.71	19.75
39-2021	Animal Caretakers	960	14.92	11.82	16.47	13.93
39-3011	Gambling Dealers	330	18.76	11.98	22.14	20.79
39-3012	Gambling and Sports Book Writers and Runners	30	17.04	12.49	19.32	14.23
39-3031	Ushers, Lobby Attendants, and Ticket Takers	200	13.99	11.54	15.21	13.36
39-3091	Amusement and Recreation Attendants	1,430	12.73	10.76	13.72	12.06
39-4021	Funeral Attendants	130	17.37	14.49	18.81	18.22
39-4031	Morticians, Undertakers, and Funeral Arrangers	90	34.68	21.32	41.36	34.90
39-5012	Hairdressers, Hairstylists, and Cosmetologists	1,580	18.28	12.13	21.35	16.18
39-5092	Manicurists and Pedicurists	750	13.99	12.12	14.92	13.58
39-5093	Shampooers	130	11.86	10.62	12.48	11.08
39-5094	Skincare Specialists	100	N/A	N/A	N/A	N/A
39-6012	Concierges	50	15.60	14.24	16.29	15.01
39-7010	Tour and Travel Guides	190	15.45	12.46	16.95	15.78
39-9011	Childcare Workers	870	12.95	10.81	14.02	12.84

SOC	OCCUPATIONAL TITLE	Empl	(\$) Mean	(\$) Entry	(\$) Exp	(\$) Median
39-9031	Exercise Trainers and Group Fitness Instructors	870	21.62	12.87	25.99	19.61
39-9032	Recreation Workers	740	14.95	11.10	16.88	14.11
39-9041	Residential Advisors	370	15.58	12.81	16.96	14.44
39-9099	Personal Care and Service Workers, All Other	50	15.40	12.28	16.95	16.54
41-0000	<u>Sales and Related Occupations</u>	44,340	23.50	12.03	29.24	16.42
41-1011	First-Line Supervisors of Retail Sales Workers	3,890	25.86	17.48	30.06	23.28
41-1012	First-Line Supervisors of Non-Retail Sales Workers	730	46.05	31.53	53.32	39.76
41-2011	Cashiers	11,450	13.15	11.07	14.19	13.05
41-2021	Counter and Rental Clerks	950	20.42	14.49	23.38	17.84
41-2022	Parts Salespersons	670	18.75	14.02	21.12	17.67
41-2031	Retail Salespersons	13,440	15.64	11.38	17.77	13.70
41-3011	Advertising Sales Agents	220	28.88	16.38	35.13	24.09
41-3021	Insurance Sales Agents	1,450	35.11	16.82	44.25	28.76
41-3031	Securities, Commodities, and Financial Services Sales Agents	2,420	43.84	23.74	53.90	38.52
41-3041	Travel Agents	120	19.86	13.98	22.80	19.01
41-3091	Sales Representatives of Services	3,260	35.54	19.04	43.79	29.31
41-4011	Sales Reps., Wholesale and Manuf., Technical and Scientific Products	1,190	58.15	34.16	70.14	59.50
41-4012	Sales Reps., Wholesale and Manuf., Except Tech. and Scientific Products	3,030	37.70	21.90	45.60	32.51
41-9021	Real Estate Brokers	140	33.16	19.31	40.09	27.79
41-9022	Real Estate Sales Agents	1,080	25.81	16.82	30.31	22.42
41-9031	Sales Engineers	150	N/A	N/A	N/A	N/A
41-9041	Telemarketers	20	N/A	N/A	N/A	N/A
43-0000	<u>Office and Administrative Support Occupations</u>	62,230	22.10	14.82	25.74	20.51
43-1011	First-Line Supervisors of Office and Administrative Support Workers	5,970	33.15	22.30	38.57	30.93
43-2011	Switchboard Operators, Including Answering Service	250	16.35	13.34	17.85	15.36
43-3011	Bill and Account Collectors	930	21.15	16.38	23.54	20.60
43-3021	Billing and Posting Clerks	1,360	23.29	17.96	25.96	23.44
43-3031	Bookkeeping, Accounting, and Auditing Clerks	5,670	22.62	16.34	25.76	22.90
43-3041	Gambling Cage Workers	50	15.41	13.57	16.34	15.14
43-3051	Payroll and Timekeeping Clerks	380	21.83	12.84	26.33	22.79

SOC	OCCUPATIONAL TITLE	Empl	(\$) Mean	(\$) Entry	(\$) Exp	(\$) Median
43-3061	Procurement Clerks	160	18.48	13.90	20.77	16.55
43-3071	Tellers	1,250	18.84	15.74	20.38	18.02
43-3099	Financial Clerks, All Other	NA	25.71	21.21	27.96	23.50
43-4011	Brokerage Clerks	570	25.63	23.05	26.92	23.20
43-4031	Court, Municipal, and License Clerks	920	18.33	15.19	19.90	17.95
43-4041	Credit Authorizers, Checkers, and Clerks	NA	23.55	15.20	27.72	25.35
43-4051	Customer Service Representatives	7,200	20.42	14.29	23.48	18.76
43-4061	Eligibility Interviewers, Government Programs	170	19.78	15.27	22.03	20.37
43-4071	File Clerks	700	14.94	11.93	16.44	14.38
43-4081	Hotel, Motel, and Resort Desk Clerks	550	14.00	12.10	14.94	13.59
43-4111	Interviewers, Except Eligibility and Loan	500	23.30	18.63	25.63	22.05
43-4121	Library Assistants, Clerical	420	13.24	11.63	14.05	12.27
43-4131	Loan Interviewers and Clerks	860	21.49	15.21	24.63	22.07
43-4141	New Accounts Clerks	50	24.32	18.97	26.99	24.86
43-4151	Order Clerks	220	16.54	13.45	18.08	14.33
43-4161	Human Resources Assistants, Except Payroll and Timekeeping	420	20.10	15.27	22.51	18.97
43-4171	Receptionists and Information Clerks	2,240	15.21	11.89	16.86	14.76
43-4181	Reservation and Transportation Ticket Agents and Travel Clerks	NA	19.37	16.29	20.91	17.64
43-4199	Information and Record Clerks, All Other	240	21.83	15.25	25.12	22.04
43-5011	Cargo and Freight Agents	60	N/A	N/A	N/A	N/A
43-5021	Couriers and Messengers	290	15.89	12.37	17.65	15.78
43-5031	Public Safety Telecommunicators	280	23.44	17.97	26.17	22.71
43-5032	Dispatchers, Except Police, Fire, and Ambulance	530	23.43	15.54	27.37	23.44
43-5041	Meter Readers, Utilities	40	25.66	19.44	28.76	22.88
43-5051	Postal Service Clerks	230	28.03	21.21	31.44	28.61
43-5052	Postal Service Mail Carriers	1,070	27.05	19.47	30.84	25.89
43-5053	Postal Service Mail Sorters, Processors, and Processing Machine Operators	460	25.52	18.62	28.97	23.62
43-5061	Production, Planning, and Expediting Clerks	480	27.41	17.88	32.17	26.64
43-5071	Shipping, Receiving, and Inventory Clerks	3,390	18.18	13.98	20.28	17.22
43-5111	Weighers, Measurers, Checkers, and Samplers, Recordkeeping	140	21.97	15.79	25.06	23.98
43-6011	Executive Secretaries and Executive Administrative Assistants	1,460	33.74	23.52	38.84	34.20
43-6012	Legal Secretaries and Administrative Assistants	1,250	26.41	17.76	30.74	24.21

SOC	OCCUPATIONAL TITLE	Empl	(\$) Mean	(\$) Entry	(\$) Exp	(\$) Median
43-6013	Medical Secretaries and Administrative Assistants	5,330	19.34	15.54	21.24	18.24
43-6014	Secretaries and Admin. Assistants, Except Legal, Medical, and Executive	7,540	21.46	15.64	24.37	20.92
43-9021	Data Entry Keyers	440	16.26	12.25	18.27	15.67
43-9022	Word Processors and Typists	40	23.06	16.20	26.49	21.53
43-9041	Insurance Claims and Policy Processing Clerks	570	23.94	19.43	26.19	22.60
43-9051	Mail Clerks and Mail Machine Operators, Except Postal Service	290	17.11	13.53	18.90	16.88
43-9061	Office Clerks, General	5,040	18.05	12.83	20.65	17.08
43-9071	Office Machine Operators, Except Computer	310	19.00	15.06	20.97	18.16
43-9081	Proofreaders and Copy Markers	20	28.24	18.15	33.28	27.26
43-9199	Office and Administrative Support Workers, All Other	490	25.68	16.76	30.14	25.51
45-0000	Farming, Fishing, and Forestry Occupations	1,070	18.04	13.19	20.47	16.65
45-1011	First-Line Supervisors of Farming, Fishing, and Forestry Workers	100	29.22	23.25	32.20	27.23
45-2011	Agricultural Inspectors	80	23.85	17.75	26.90	22.82
45-2041	Graders and Sorters, Agricultural Products	320	16.31	15.61	16.66	16.65
45-2091	Agricultural Equipment Operators	NA	21.19	17.30	23.13	20.23
45-2092	Farmworkers and Laborers, Crop, Nursery, and Greenhouse	270	14.67	11.02	16.49	12.76
45-2093	Farmworkers, Farm, Ranch, and Aquacultural Animals	70	18.10	14.81	19.75	17.83
45-4011	Forest and Conservation Workers	180	16.53	12.91	18.35	15.85
47-0000	Construction and Extraction Occupations	17,320	27.47	17.66	32.37	24.41
47-1011	First-Line Supervisors of Construction Trades and Extraction Workers	2,480	38.77	26.92	44.70	37.77
47-2021	Brickmasons and Blockmasons	190	31.27	23.79	35.01	30.84
47-2022	Stonemasons	30	22.57	18.94	24.38	22.55
47-2031	Carpenters	1,560	27.53	19.81	31.38	27.64
47-2041	Carpet Installers	150	28.51	21.30	32.11	27.95
47-2044	Tile and Stone Setters	60	26.86	17.85	31.37	24.28
47-2051	Cement Masons and Concrete Finishers	370	25.04	19.29	27.92	23.44
47-2061	Construction Laborers	2,640	20.65	15.17	23.39	20.17
47-2071	Paving, Surfacing, and Tamping Equipment Operators	140	27.43	21.12	30.59	25.06
47-2073	Operating Engineers and Other Construction Equipment Operators	1,310	25.38	18.77	28.69	23.14
47-2081	Drywall and Ceiling Tile Installers	320	21.87	18.10	23.76	20.61

SOC	OCCUPATIONAL TITLE	Empl	(\$) Mean	(\$) Entry	(\$) Exp	(\$) Median
47-2111	Electricians	2,120	28.86	18.17	34.21	28.00
47-2121	Glaziers	60	21.53	16.68	23.95	19.47
47-2131	Insulation Workers, Floor, Ceiling, and Wall	NA	20.49	18.11	21.68	21.34
47-2132	Insulation Workers, Mechanical	230	25.97	19.67	29.11	24.92
47-2141	Painters, Construction and Maintenance	530	20.66	14.98	23.50	19.53
47-2151	Pipelayers	70	25.41	19.01	28.61	25.36
47-2152	Plumbers, Pipefitters, and Steamfitters	1,410	29.57	17.81	35.45	27.88
47-2181	Roofers	250	23.80	18.37	26.51	22.25
47-2211	Sheet Metal Workers	630	28.36	18.36	33.36	29.33
47-2221	Structural Iron and Steel Workers	160	28.96	21.91	32.49	27.45
47-3011	Helpers--Brick-, Block-, Stonemasons, and Tile and Marble Setters	120	21.81	17.14	24.14	21.68
47-3012	Helpers--Carpenters	200	16.64	13.20	18.36	16.09
47-3013	Helpers--Electricians	170	17.73	13.81	19.68	17.94
47-3015	Helpers--Pipelayers, Plumbers, Pipefitters, and Steamfitters	160	17.87	15.54	19.04	18.25
47-3016	Helpers--Roofers	20	18.26	15.03	19.88	18.48
47-3019	Helpers, Construction Trades, All Other	50	17.40	14.29	18.96	15.80
47-4011	Construction and Building Inspectors	600	32.83	22.93	37.79	30.22
47-4021	Elevator and Escalator Installers and Repairers	80	39.48	29.43	44.51	36.78
47-4031	Fence Erectors	130	20.41	17.43	21.89	20.56
47-4041	Hazardous Materials Removal Workers	NA	21.50	18.44	23.03	20.93
47-4051	Highway Maintenance Workers	90	19.45	14.82	21.76	17.71
47-4061	Rail-Track Laying and Maintenance Equipment Operators	20	29.54	23.58	32.51	30.84
47-4071	Septic Tank Servicers and Sewer Pipe Cleaners	100	19.88	15.98	21.83	18.76
47-4090	Miscellaneous Construction and Related Workers	300	20.56	17.01	22.33	20.98
47-5022	Excavating and Loading Machine and Dragline Operators, Surface Mining	110	27.40	21.57	30.31	26.79
47-5023	Earth Drillers, Except Oil and Gas	90	29.51	22.01	33.26	24.51
49-0000	Installation, Maintenance, and Repair Occupations	16,190	27.51	16.99	32.76	25.12
49-1011	First-Line Supervisors of Mechanics, Installers, and Repairers	1,770	39.07	27.08	45.07	38.12
49-2011	Computer, Automated Teller, and Office Machine Repairers	260	21.37	16.75	23.68	20.02
49-2021	Radio, Cellular, and Tower Equipment Installers and Repairers	80	21.21	14.93	24.35	18.67
49-2022	Telecommunications Equip. Installers and Repairers, Except Line Installers	560	26.28	17.54	30.65	24.69

SOC	OCCUPATIONAL TITLE	Empl	(\$) Mean	(\$) Entry	(\$) Exp	(\$) Median
49-2091	Avionics Technicians	30	32.59	28.72	34.53	31.83
49-2094	Electrical and Electronics Repairers, Commercial and Industrial Equipment	180	34.33	25.33	38.83	34.45
49-2095	Electrical and Electronics Repairers, Powerhouse, Substation, and Relay	70	45.76	34.76	51.26	42.93
49-2096	Electronic Equipment Installers and Repairers, Motor Vehicles	70	27.02	22.11	29.47	25.00
49-2097	Audiovisual Equipment Installers and Repairers	NA	19.90	15.10	22.30	17.65
49-2098	Security and Fire Alarm Systems Installers	130	25.59	15.09	30.85	25.22
49-3011	Aircraft Mechanics and Service Technicians	340	37.40	30.99	40.61	37.08
49-3021	Automotive Body and Related Repairers	390	27.80	17.52	32.95	26.20
49-3023	Automotive Service Technicians and Mechanics	1,880	23.84	15.57	27.98	23.54
49-3031	Bus and Truck Mechanics and Diesel Engine Specialists	450	26.51	19.34	30.09	25.35
49-3041	Farm Equipment Mechanics and Service Technicians	160	21.78	15.39	24.97	20.32
49-3042	Mobile Heavy Equipment Mechanics, Except Engines	400	26.48	19.68	29.87	24.83
49-3051	Motorboat Mechanics and Service Technicians	130	25.09	17.85	28.71	24.29
49-3052	Motorcycle Mechanics	20	19.03	14.74	21.17	17.26
49-3053	Outdoor Power Equipment and Other Small Engine Mechanics	150	19.94	14.65	22.58	20.14
49-3093	Tire Repairers and Changers	270	14.44	11.91	15.71	13.96
49-9011	Mechanical Door Repairers	50	25.87	18.82	29.39	22.31
49-9012	Control and Valve Installers and Repairers, Except Mechanical Door	190	35.97	24.48	41.72	36.15
49-9021	Heating, Air Conditioning, and Refrigeration Mechanics and Installers	1,430	27.37	19.65	31.22	25.60
49-9031	Home Appliance Repairers	80	21.09	12.59	25.35	17.83
49-9041	Industrial Machinery Mechanics	830	32.23	23.55	36.57	31.16
49-9043	Maintenance Workers, Machinery	40	26.23	20.87	28.92	26.20
49-9044	Millwrights	50	33.95	24.54	38.66	31.03
49-9051	Electrical Power-Line Installers and Repairers	220	41.77	29.70	47.80	44.56
49-9062	Medical Equipment Repairers	180	N/A	N/A	N/A	N/A
49-9069	Precision Instrument and Equipment Repairers, All Other	150	32.62	22.96	37.45	32.03
49-9071	Maintenance and Repair Workers, General	3,570	22.25	15.83	25.46	21.54
49-9091	Coin, Vending, and Amusement Machine Servicers and Repairers	NA	26.39	20.12	29.53	28.95
49-9094	Locksmiths and Safe Repairers	60	25.52	16.64	29.97	23.66
49-9095	Manufactured Building and Mobile Home Installers	70	20.18	16.17	22.19	18.35
49-9098	Helpers--Installation, Maintenance, and Repair Workers	520	17.04	13.15	18.98	17.19
49-9099	Installation, Maintenance, and Repair Workers, All Other	440	22.25	14.58	26.09	18.73

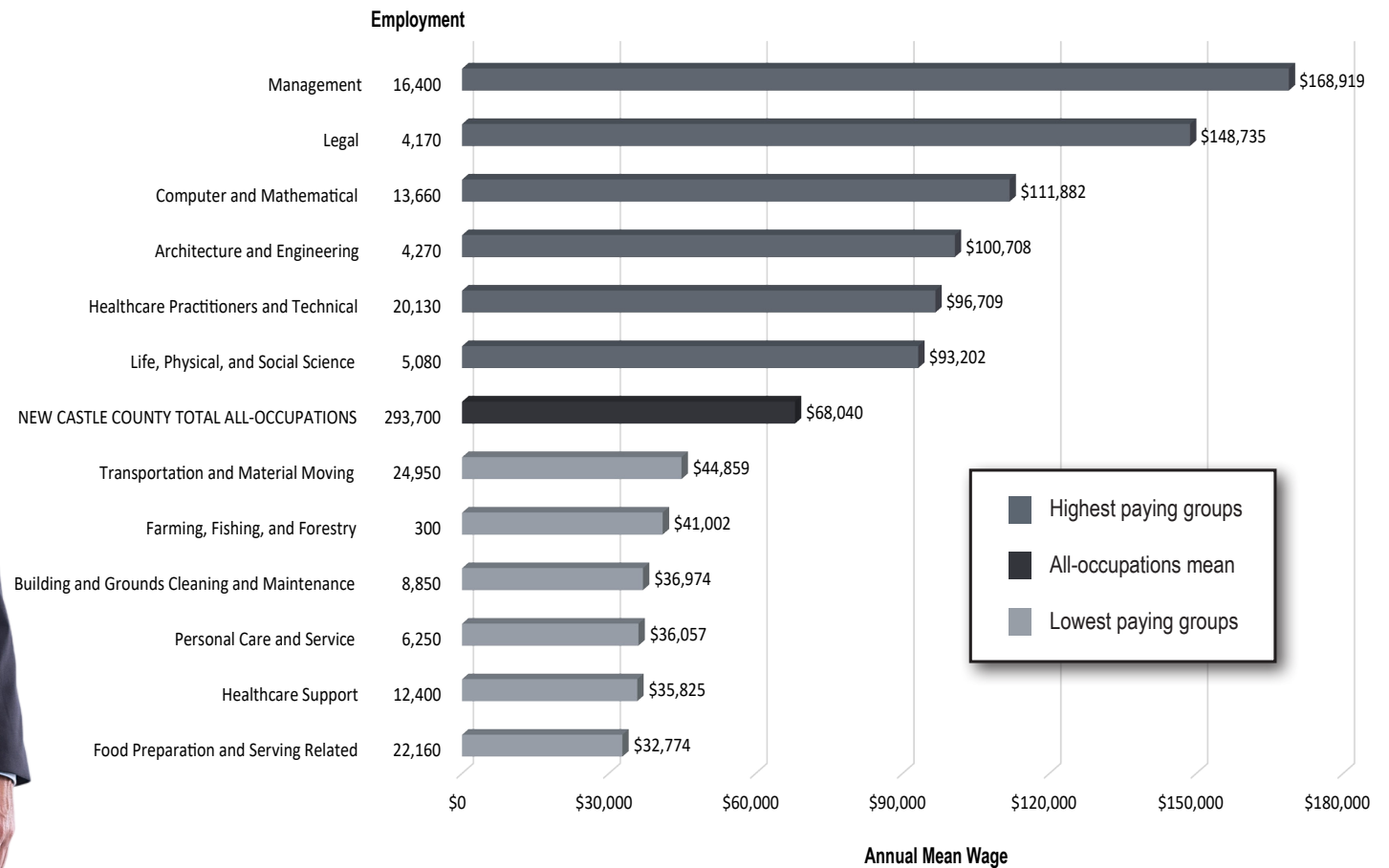
SOC	OCCUPATIONAL TITLE	Empl	(\$) Mean	(\$) Entry	(\$) Exp	(\$) Median
51-0000	<u>Production Occupations</u>	17,290	22.06	14.26	25.96	18.09
51-1011	First-Line Supervisors of Production and Operating Workers	1,440	37.19	24.60	43.48	34.11
51-2021	Coil Winders, Tapers, and Finishers	NA	20.97	18.30	22.31	20.68
51-2028	Electrical, Electronic, and Electromechanical Assemblers	530	18.73	14.05	21.06	17.02
51-2041	Structural Metal Fabricators and Fitters	90	21.46	17.54	23.42	21.35
51-2090	Miscellaneous Assemblers and Fabricators	1,350	18.91	14.66	21.04	17.43
51-3011	Bakers	250	16.33	13.00	17.99	15.02
51-3021	Butchers and Meat Cutters	140	22.90	18.85	24.92	22.73
51-3022	Meat, Poultry, and Fish Cutters and Trimmers	3,400	15.00	13.80	15.59	15.21
51-3023	Slaughterers and Meat Packers	200	16.05	12.90	17.63	16.73
51-3092	Food Batchmakers	300	17.75	13.03	20.11	16.44
51-3093	Food Cooking Machine Operators and Tenders	20	17.27	12.77	19.52	14.92
51-3099	Food Processing Workers, All Other	190	15.64	14.79	16.06	15.46
51-4021	Extruding and Drawing Machine Operators, Metal and Plastic	470	23.18	18.45	25.54	22.71
51-4031	Cutting, Punching, and Press Machine Operators, Metal and Plastic	220	19.22	14.90	21.37	18.33
51-4033	Grinding, Lapping, Polishing, and Buffing Mach. Operators, Metal and Plastic	100	15.55	14.01	16.32	14.81
51-4041	Machinists	340	29.14	20.30	33.55	27.19
51-4072	Molding, Coremaking, and Casting Machine Operators, Metal and Plastic	100	19.81	15.77	21.83	19.28
51-4111	Tool and Die Makers	30	30.97	23.97	34.47	30.04
51-4121	Welders, Cutters, Solderers, and Brazers	600	25.88	18.17	29.74	24.40
51-5111	Prepress Technicians and Workers	40	23.28	17.16	26.35	22.22
51-5112	Printing Press Operators	270	21.57	15.69	24.51	20.12
51-5113	Print Binding and Finishing Workers	50	22.62	15.09	26.38	24.75
51-6011	Laundry and Dry-Cleaning Workers	510	13.81	11.30	15.06	13.16
51-6021	Pressers, Textile, Garment, and Related Materials	10	12.83	11.93	13.28	12.01
51-6031	Sewing Machine Operators	130	17.20	12.39	19.60	17.04
51-6041	Shoe and Leather Workers and Repairers	20	17.10	15.24	18.03	18.00
51-6052	Tailors, Dressmakers, and Custom Sewers	NA	15.49	14.41	16.03	14.77
51-6093	Upholsterers	30	22.75	17.70	25.28	20.60
51-6099	Textile, Apparel, and Furnishings Workers, All Other	30	19.94	14.57	22.63	18.86
51-7011	Cabinetmakers and Bench Carpenters	190	21.00	16.35	23.32	21.64
51-7042	Woodworking Machine Setters, Operators, and Tenders, Except Sawing	50	16.72	12.74	18.71	15.93

SOC	OCCUPATIONAL TITLE	Empl	(\$) Mean	(\$) Entry	(\$) Exp	(\$) Median
51-8021	Stationary Engineers and Boiler Operators	50	34.95	29.15	37.85	33.95
51-8031	Water and Wastewater Treatment Plant and System Operators	270	27.07	20.72	30.24	26.36
51-8092	Gas Plant Operators	20	39.20	28.11	44.74	42.07
51-9011	Chemical Equipment Operators and Tenders	900	31.82	23.34	36.06	31.54
51-9012	Separating, Filtering, Clarifying, Precipitating, and Still Machine Operators	70	21.30	15.62	24.14	22.31
51-9021	Crushing, Grinding, and Polishing Machine Setters, Operators, and Tenders	50	22.24	16.40	25.16	24.17
51-9023	Mixing and Blending Machine Setters, Operators, and Tenders	410	22.35	14.99	26.03	22.14
51-9032	Cutting and Slicing Machine Setters, Operators, and Tenders	70	21.33	15.88	24.06	21.67
51-9041	Extruding, Forming, Pressing, and Compacting Machine Operators	160	N/A	N/A	N/A	N/A
51-9061	Inspectors, Testers, Sorters, Samplers, and Weighers	1,070	22.85	14.79	26.88	20.34
51-9111	Packaging and Filling Machine Operators and Tenders	1,110	17.71	14.50	19.31	15.55
51-9123	Painting, Coating, and Decorating Workers	10	21.45	16.57	23.89	19.36
51-9124	Coating, Painting, and Spraying Machine Setters, Operators, and Tenders	150	27.41	16.93	32.65	24.07
51-9161	Computer Numerically Controlled Tool Operators	100	21.81	17.10	24.17	21.63
51-9162	Computer Numerically Controlled Tool Programmers	40	31.43	23.42	35.43	29.25
51-9192	Cleaning, Washing, and Metal Pickling Equipment Operators and Tenders	20	19.43	13.36	22.46	21.97
51-9195	Molders, Shapers, and Casters, Except Metal and Plastic	150	20.14	17.58	21.41	19.55
51-9198	Helpers--Production Workers	230	16.46	12.70	18.34	16.83
53-0000	Transportation and Material Moving Occupations	39,820	20.69	13.42	24.32	18.73
53-1047	First-Line Supervisors of Transportation and Material-Moving Workers	1,980	30.34	20.44	35.28	27.98
53-2012	Commercial Pilots	230	122,333	77,244	144,877	114,656
53-2031	Flight Attendants	10	65,062	53,252	70,966	55,816
53-3011	Ambulance Drivers and Attendants, Except Emergency Medical Technicians	80	16.15	14.89	16.79	15.34
53-3031	Driver/Sales Workers	NA	14.58	10.58	16.58	14.40
53-3032	Heavy and Tractor-Trailer Truck Drivers	7,240	25.42	20.10	28.07	24.65
53-3033	Light Truck Drivers	3,990	20.65	13.53	24.21	19.25
53-3051	Bus Drivers, School	1,320	19.46	16.24	21.07	19.26
53-3052	Bus Drivers, Transit and Intercity	460	22.80	15.63	26.38	24.28
53-3053	Shuttle Drivers and Chauffeurs	760	17.94	12.43	20.69	17.46
53-3099	Motor Vehicle Operators, All Other	NA	16.61	11.15	19.34	16.69
53-4031	Railroad Conductors and Yardmasters	100	42.72	31.42	48.37	48.77

SOC	OCCUPATIONAL TITLE	Empl	(\$) Mean	(\$) Entry	(\$) Exp	(\$) Median
53-5011	Sailors and Marine Oilers	50	21.08	15.49	23.87	20.66
53-5021	Captains, Mates, and Pilots of Water Vessels	90	40.99	24.91	49.04	38.54
53-5022	Motorboat Operators	NA	27.66	17.13	32.93	29.50
53-6021	Parking Attendants	200	14.33	11.62	15.69	14.51
53-6031	Automotive and Watercraft Service Attendants	230	14.68	12.14	15.96	13.97
53-6032	Aircraft Service Attendants	40	20.78	17.18	22.57	17.41
53-6051	Transportation Inspectors	50	N/A	N/A	N/A	N/A
53-6099	Transportation Workers, All Other	NA	13.54	11.36	14.62	12.22
53-7021	Crane and Tower Operators	70	30.27	23.29	33.76	30.86
53-7051	Industrial Truck and Tractor Operators	5,390	23.09	18.25	25.51	23.56
53-7061	Cleaners of Vehicles and Equipment	1,060	14.28	10.65	16.09	14.03
53-7062	Laborers and Freight, Stock, and Material Movers, Hand	4,920	18.06	14.17	20.01	17.08
53-7063	Machine Feeders and Offbearers	80	18.29	13.63	20.63	18.48
53-7064	Packers and Packagers, Hand	1,920	14.49	11.14	16.16	15.36
53-7065	Stockers and Order Fillers	6,840	15.34	11.92	17.05	14.53
53-7081	Refuse and Recyclable Material Collectors	670	19.19	11.75	22.92	18.39

NEW CASTLE COUNTY DATA

Annual Mean Wages and Employment for the Highest and Lowest Paying Major Occupational Groups



SOC	OCCUPATIONAL TITLE	Empl	(\$) <i>Mean</i>	(\$) <i>Entry</i>	(\$) <i>Exp</i>	(\$) <i>Median</i>
00-0000	<i>Total all occupations</i>	293,700	32.71	14.72	41.71	24.49
11-0000	Management Occupations	16,400	81.21	43.65	99.99	75.34
11-1011	Chief Executives	NA	195.50	83.21	N/A	N/A
11-1021	General and Operations Managers	2,970	85.88	41.79	107.92	77.88
11-1031	Legislators	20	71,699	26,141	94,479	49,819
11-2011	Advertising and Promotions Managers	20	84.29	59.68	96.60	80.21
11-2021	Marketing Managers	1,280	84.26	58.75	97.01	80.70
11-2022	Sales Managers	960	107.23	62.62	129.54	102.29
11-2032	Public Relations Managers	140	74.42	51.56	85.85	63.14
11-2033	Fundraising Managers	NA	64.79	47.58	73.39	62.36
11-3012	Administrative Services Managers	580	68.76	47.89	79.19	62.38
11-3013	Facilities Managers	130	61.65	36.64	74.16	57.66
11-3021	Computer and Information Systems Managers	1,510	96.18	66.93	110.81	101.26
11-3031	Financial Managers	NA	93.39	60.23	109.97	79.83
11-3051	Industrial Production Managers	300	75.52	56.07	85.24	76.04
11-3061	Purchasing Managers	160	78.09	58.96	87.65	77.17
11-3071	Transportation, Storage, and Distribution Managers	340	68.31	37.64	83.65	65.99
11-3111	Compensation and Benefits Managers	20	85.63	58.16	99.36	86.67
11-3121	Human Resources Managers	410	81.87	48.63	98.50	79.97
11-3131	Training and Development Managers	60	70.78	51.89	80.23	68.09
11-9021	Construction Managers	390	N/A	N/A	N/A	N/A
11-9031	Education and Childcare Administrators, Preschool and Daycare	260	25.74	18.18	29.52	22.19
11-9032	Education Administrators, Kindergarten through Secondary	430	128,244	110,663	137,034	130,755
11-9033	Education Administrators, Postsecondary	340	76.17	42.41	93.06	62.94
11-9039	Education Administrators, All Other	60	51.52	25.77	64.40	41.80
11-9041	Architectural and Engineering Managers	340	82.58	64.46	91.63	79.92
11-9051	Food Service Managers	290	39.18	28.76	44.39	37.72
11-9072	Entertainment and Recreation Managers, Except Gambling	10	37.57	16.81	47.94	40.30
11-9081	Lodging Managers	30	40.24	22.74	48.99	38.54
11-9111	Medical and Health Services Managers	880	78.39	44.39	95.39	61.57
11-9121	Natural Sciences Managers	340	99.25	68.65	114.55	88.62
11-9131	Postmasters and Mail Superintendents	10	45.38	38.95	48.60	43.87

SOC	OCCUPATIONAL TITLE	Empl	(\$) Mean	(\$) Entry	(\$) Exp	(\$) Median
11-9141	Property, Real Estate, and Community Association Managers	NA	36.31	24.04	42.45	30.13
11-9151	Social and Community Service Managers	500	34.33	25.65	38.68	31.37
11-9199	Managers, All Other	690	80.15	51.84	94.30	76.62
13-0000	<u>Business and Financial Operations Occupations</u>	27,050	44.25	26.60	53.07	38.88
13-1020	Buyers and Purchasing Agents	970	39.70	24.69	47.21	37.89
13-1031	Claims Adjusters, Examiners, and Investigators	630	37.56	25.57	43.55	36.76
13-1041	Compliance Officers	1,020	40.74	24.05	49.08	37.98
13-1051	Cost Estimators	720	36.90	26.24	42.23	35.72
13-1071	Human Resources Specialists	1,730	40.65	23.12	49.41	35.20
13-1075	Labor Relations Specialists	220	43.52	26.51	52.02	37.62
13-1081	Logisticians	560	48.41	33.19	56.02	49.65
13-1082	Project Management Specialists	1,260	53.94	36.79	62.51	51.38
13-1111	Management Analysts	3,440	44.82	26.66	53.90	39.96
13-1121	Meeting, Convention, and Event Planners	260	25.86	16.73	30.43	25.00
13-1131	Fundraisers	210	31.27	22.56	35.63	29.53
13-1141	Compensation, Benefits, and Job Analysis Specialists	210	45.42	29.16	53.55	39.36
13-1151	Training and Development Specialists	700	37.95	24.22	44.82	37.72
13-1161	Market Research Analysts and Marketing Specialists	2,170	45.92	30.02	53.88	42.32
13-1199	Business Operations Specialists, All Other	1,050	35.62	19.48	43.70	33.55
13-2011	Accountants and Auditors	4,170	42.92	26.98	50.89	38.20
13-2020	Property Appraisers and Assessors	60	29.66	24.45	32.26	28.09
13-2031	Budget Analysts	80	43.74	32.76	49.23	46.58
13-2041	Credit Analysts	660	52.20	32.69	61.96	47.02
13-2051	Financial and Investment Analysts	1,840	51.50	31.40	61.55	40.44
13-2052	Personal Financial Advisors	630	60.05	31.05	74.55	58.79
13-2053	Insurance Underwriters	80	43.63	30.34	50.27	46.58
13-2054	Financial Risk Specialists	1,140	59.44	36.35	70.98	59.83
13-2061	Financial Examiners	700	40.78	29.01	46.66	34.92
13-2071	Credit Counselors	60	25.63	20.14	28.37	25.66
13-2072	Loan Officers	820	39.47	21.72	48.34	36.41
13-2081	Tax Examiners and Collectors, and Revenue Agents	70	33.40	21.53	39.33	28.69

SOC	OCCUPATIONAL TITLE	Empl	(\$) Mean	(\$) Entry	(\$) Exp	(\$) Median
13-2082	Tax Preparers	60	23.81	15.56	27.94	20.11
13-2099	Financial Specialists, All Other	1,530	40.68	28.41	46.81	35.48
15-0000	<u>Computer and Mathematical Occupations</u>	13,660	53.79	32.41	64.48	51.40
15-1211	Computer Systems Analysts	1,600	55.05	36.39	64.38	52.99
15-1212	Information Security Analysts	730	63.36	42.26	73.91	64.08
15-1231	Computer Network Support Specialists	210	30.04	23.08	33.51	26.60
15-1232	Computer User Support Specialists	1,210	32.30	20.61	38.15	31.73
15-1241	Computer Network Architects	670	72.22	57.60	79.52	68.78
15-1242	Database Administrators	480	52.28	31.54	62.64	50.06
15-1243	Database Architects	60	71.71	58.71	78.21	69.19
15-1244	Network and Computer Systems Administrators	720	44.03	28.37	51.86	41.19
15-1251	Computer Programmers	330	48.39	34.34	55.42	45.81
15-1252	Software Developers	4,580	59.08	43.24	67.00	59.27
15-1253	Software Quality Assurance Analysts and Testers	320	62.37	39.54	73.78	53.22
15-1254	Web Developers	140	53.43	38.63	60.83	47.56
15-1255	Web and Digital Interface Designers	650	31.12	23.93	34.72	33.25
15-1299	Computer Occupations, All Other	660	60.61	39.04	71.40	67.02
15-2031	Operations Research Analysts	730	47.49	30.77	55.84	43.53
15-2041	Statisticians	70	56.92	38.01	66.38	55.94
15-2051	Data Scientists	400	66.46	49.76	74.81	63.67
17-0000	<u>Architecture and Engineering Occupations</u>	4,270	48.42	28.87	58.19	47.55
17-1011	Architects, Except Landscape and Naval	70	42.89	32.14	48.26	39.65
17-1012	Landscape Architects	20	34.46	28.48	37.45	35.02
17-1022	Surveyors	80	40.23	30.21	45.24	38.76
17-2011	Aerospace Engineers	20	58.81	47.58	64.42	62.47
17-2031	Bioengineers and Biomedical Engineers	10	44.77	34.05	50.13	49.35
17-2041	Chemical Engineers	440	60.53	40.50	70.54	59.64
17-2051	Civil Engineers	580	52.53	36.14	60.72	50.03
17-2061	Computer Hardware Engineers	50	44.78	28.89	52.72	41.21
17-2071	Electrical Engineers	430	56.16	36.78	65.85	51.45

SOC	OCCUPATIONAL TITLE	Empl	(\$) Mean	(\$) Entry	(\$) Exp	(\$) Median
17-2072	Electronics Engineers, Except Computer	70	59.65	45.77	66.59	59.79
17-2081	Environmental Engineers	80	50.54	31.45	60.09	40.87
17-2111	Health and Safety Engineers	60	49.09	33.68	56.80	44.53
17-2112	Industrial Engineers	730	50.39	39.53	55.83	50.85
17-2131	Materials Engineers	30	67.21	51.30	75.16	75.00
17-2141	Mechanical Engineers	510	55.13	39.27	63.06	49.33
17-2199	Engineers, All Other	110	69.78	46.06	81.64	67.67
17-3011	Architectural and Civil Drafters	220	27.77	20.31	31.49	27.29
17-3012	Electrical and Electronics Drafters	30	42.66	35.20	46.39	39.65
17-3013	Mechanical Drafters	110	33.17	24.05	37.73	31.85
17-3019	Drafters, All Other	20	32.49	20.15	38.66	34.97
17-3022	Civil Engineering Technologists and Technicians	160	25.18	17.32	29.11	21.02
17-3023	Electrical and Electronic Engineering Technologists and Technicians	190	27.89	20.01	31.83	26.74
17-3025	Environmental Engineering Technologists and Technicians	20	41.77	34.76	45.27	45.63
17-3026	Industrial Engineering Technologists and Technicians	30	33.18	26.59	36.48	29.83
17-3027	Mechanical Engineering Technologists and Technicians	40	28.21	17.96	33.34	26.95
17-3029	Engineering Technologists and Technicians, Except Drafters, All Other	50	30.10	20.12	35.09	30.93
17-3031	Surveying and Mapping Technicians	80	23.58	18.20	26.28	22.57
19-0000	Life, Physical, and Social Science Occupations	5,080	44.81	25.89	54.27	39.62
19-1013	Soil and Plant Scientists	110	32.40	27.12	35.04	29.21
19-1021	Biochemists and Biophysicists	410	47.44	25.19	58.57	48.97
19-1022	Microbiologists	110	37.78	27.21	43.07	33.40
19-1031	Conservation Scientists	10	33.23	23.06	38.31	27.95
19-1042	Medical Scientists, Except Epidemiologists	490	56.78	35.03	67.65	58.85
19-2012	Physicists	NA	50.68	29.62	61.21	37.61
19-2021	Atmospheric and Space Scientists	20	48.08	34.14	55.06	48.24
19-2031	Chemists	1,210	57.16	40.15	65.66	54.34
19-2032	Materials Scientists	120	55.23	30.06	67.82	51.33
19-2041	Environmental Scientists and Specialists, Including Health	130	33.04	21.49	38.81	31.30
19-2042	Geoscientists, Except Hydrologists and Geographers	110	38.00	25.82	44.09	29.10
19-2043	Hydrologists	10	30.62	25.07	33.39	28.74

SOC	OCCUPATIONAL TITLE	Empl	(\$) Mean	(\$) Entry	(\$) Exp	(\$) Median
19-3022	Survey Researchers	130	32.94	24.99	36.91	29.64
19-3033	Clinical and Counseling Psychologists	80	72.28	35.66	90.58	52.35
19-3034	School Psychologists	250	40.02	28.41	45.83	39.12
19-3041	Sociologists	20	N/A	N/A	N/A	N/A
19-3051	Urban and Regional Planners	210	30.95	19.82	36.52	30.81
19-3093	Historians	10	46.17	29.24	54.64	34.10
19-4012	Agricultural Technicians	40	20.17	16.14	22.18	18.51
19-4021	Biological Technicians	150	26.60	20.39	29.70	27.24
19-4031	Chemical Technicians	450	34.27	24.87	38.97	35.45
19-4042	Environmental Science and Protection Technicians, Including Health	40	25.14	19.04	28.19	25.50
19-4043	Geological Technicians, Except Hydrologic Technicians	40	22.39	18.05	24.56	20.00
19-4061	Social Science Research Assistants	80	31.14	26.94	33.24	29.59
19-4099	Life, Physical, and Social Science Technicians, All Other	50	25.85	22.28	27.63	24.49
19-5011	Occupational Health and Safety Specialists	370	45.66	29.34	53.83	46.79
19-5012	Occupational Health and Safety Technicians	110	26.78	18.59	30.87	24.62
21-0000	Community and Social Service Occupations	4,990	26.28	17.65	30.60	23.93
21-1012	Educational, Guidance, and Career Counselors and Advisors	850	32.20	21.71	37.45	30.58
21-1013	Marriage and Family Therapists	120	26.29	24.06	27.40	25.41
21-1015	Rehabilitation Counselors	160	21.35	16.35	23.85	19.21
21-1018	Substance Abuse, Behavioral Disorder, and Mental Health Counselors	940	25.66	16.96	30.00	23.01
21-1019	Counselors, All Other	20	26.90	20.87	29.91	22.39
21-1021	Child, Family, and School Social Workers	680	21.84	16.83	24.34	20.37
21-1022	Healthcare Social Workers	410	29.12	20.05	33.66	28.83
21-1023	Mental Health and Substance Abuse Social Workers	340	26.48	20.66	29.39	24.23
21-1029	Social Workers, All Other	130	33.34	19.98	40.01	33.14
21-1091	Health Education Specialists	240	33.52	25.72	37.42	29.23
21-1093	Social and Human Service Assistants	520	18.43	14.99	20.15	17.81
21-1094	Community Health Workers	170	24.25	17.24	27.76	26.31
21-1099	Community and Social Service Specialists, All Other	150	24.36	18.83	27.13	24.92
21-2011	Clergy	50	30.59	23.31	34.23	28.10

SOC	OCCUPATIONAL TITLE	Empl	(\$) Mean	(\$) Entry	(\$) Exp	(\$) Median
23-0000	<u>Legal Occupations</u>	4,170	71.51	27.82	93.35	52.15
23-1011	Lawyers	2,220	103.43	53.10	128.60	87.18
23-1022	Arbitrators, Mediators, and Conciliators	20	31.79	19.20	38.09	26.54
23-2011	Paralegals and Legal Assistants	1,460	33.90	22.76	39.47	30.18
23-2093	Title Examiners, Abstractors, and Searchers	50	28.71	15.28	35.42	29.82
23-2099	Legal Support Workers, All Other	240	38.13	26.87	43.76	35.74
25-0000	<u>Educational Instruction and Library Occupations</u>	17,320	29.25	16.25	35.74	28.39
25-1011	Business Teachers, Postsecondary	330	100,275	54,426	123,200	99,630
25-1021	Computer Science Teachers, Postsecondary	140	85,847	50,541	103,499	79,934
25-1022	Mathematical Science Teachers, Postsecondary	120	73,482	46,297	87,075	61,439
25-1052	Chemistry Teachers, Postsecondary	90	87,047	51,976	104,583	76,302
25-1066	Psychology Teachers, Postsecondary	70	79,903	51,515	94,096	77,459
25-1067	Sociology Teachers, Postsecondary	60	72,996	51,054	83,966	77,598
25-1071	Health Specialties Teachers, Postsecondary	200	114,934	47,764	148,519	83,538
25-1072	Nursing Instructors and Teachers, Postsecondary	160	85,323	50,183	102,893	77,305
25-1081	Education Teachers, Postsecondary	140	72,397	46,325	85,433	77,608
25-1111	Criminal Justice and Law Enforcement Teachers, Postsecondary	20	70,170	42,131	84,190	65,699
25-1123	English Language and Literature Teachers, Postsecondary	150	64,680	43,071	75,485	59,174
25-1194	Career/Technical Education Teachers, Postsecondary	90	28.45	19.83	32.76	23.56
25-1199	Postsecondary Teachers, All Other	60	63,227	37,903	75,889	59,616
25-2011	Preschool Teachers, Except Special Education	1,380	14.57	11.98	15.86	14.10
25-2012	Kindergarten Teachers, Except Special Education	170	54,372	42,827	60,144	53,544
25-2021	Elementary School Teachers, Except Special Education	2,900	65,408	46,841	74,691	60,983
25-2022	Middle School Teachers, Except Special and Career/Technical Education	850	66,832	47,317	76,589	65,098
25-2031	Secondary School Teachers, Except Special and Career/Technical Education	2,090	70,234	53,357	78,672	77,514
25-2032	Career/Technical Education Teachers, Secondary School	260	80,149	70,114	85,166	78,431
25-2052	Special Education Teachers, Kindergarten and Elementary School	640	67,348	51,926	75,059	63,083
25-2057	Special Education Teachers, Middle School	60	59,142	46,017	65,705	62,380
25-2058	Special Education Teachers, Secondary School	500	72,294	53,584	81,649	76,606
25-2059	Special Education Teachers, All Other	30	78,695	59,398	88,344	74,734
25-3011	Adult Basic and Secondary Education, and Second Language Instructors	180	30.93	23.98	34.40	33.34

SOC	OCCUPATIONAL TITLE	Empl	(\$) Mean	(\$) Entry	(\$) Exp	(\$) Median
25-3021	Self-Enrichment Teachers	210	28.16	12.34	36.07	21.70
25-3031	Substitute Teachers, Short-Term	340	17.57	13.63	19.54	15.21
25-3041	Tutors	340	14.40	11.33	15.93	13.50
25-3099	Teachers and Instructors, All Other	80	53,965	28,529	66,684	47,060
25-4011	Archivists	20	30.21	23.19	33.72	28.40
25-4012	Curators	50	30.53	20.11	35.74	29.03
25-4013	Museum Technicians and Conservators	40	23.47	15.01	27.70	22.20
25-4022	Librarians and Media Collections Specialists	250	36.96	26.70	42.09	36.71
25-4031	Library Technicians	160	22.74	16.93	25.65	22.41
25-9021	Farm and Home Management Educators	50	35.79	26.34	40.51	38.44
25-9031	Instructional Coordinators	750	32.59	22.05	37.86	31.39
25-9044	Teaching Assistants, Postsecondary	280	32,384	22,118	37,517	28,720
25-9045	Teaching Assistants, Except Postsecondary	2,570	36,692	27,802	41,137	36,881
25-9099	Educational Instruction and Library Workers, All Other	30	24.09	20.15	26.06	22.88
27-0000	Arts, Design, Entertainment, Sports, and Media Occupations	2,970	29.76	14.72	37.28	24.44
27-1011	Art Directors	40	44.70	35.19	49.45	40.00
27-1022	Fashion Designers	10	N/A	N/A	N/A	N/A
27-1023	Floral Designers	70	17.26	12.87	19.45	14.32
27-1024	Graphic Designers	320	30.04	17.23	36.44	28.53
27-1025	Interior Designers	60	30.26	20.43	35.18	30.39
27-1026	Merchandise Displayers and Window Trimmers	530	16.80	13.87	18.27	15.77
27-2011	Actors	20	26.31	14.17	32.37	21.41
27-2012	Producers and Directors	70	37.25	19.85	45.95	35.02
27-2022	Coaches and Scouts	560	55,547	27,174	69,733	38,974
27-2023	Umpires, Referees, and Other Sports Officials	40	31,678	22,379	36,327	25,011
27-2042	Musicians and Singers	NA	30.78	17.99	37.18	24.82
27-2091	Disc Jockeys, Except Radio	40	N/A	N/A	N/A	N/A
27-3023	News Analysts, Reporters, and Journalists	30	25.05	17.46	28.85	24.16
27-3031	Public Relations Specialists	660	39.94	23.55	48.14	36.80
27-3041	Editors	100	35.73	22.10	42.55	33.03
27-3042	Technical Writers	60	51.72	32.17	61.50	51.54

SOC	OCCUPATIONAL TITLE	Empl	(\$) Mean	(\$) Entry	(\$) Exp	(\$) Median
27-3043	Writers and Authors	30	36.83	26.26	42.12	31.06
27-3091	Interpreters and Translators	60	28.39	15.71	34.74	16.91
27-4011	Audio and Video Technicians	60	31.73	25.38	34.90	30.00
27-4012	Broadcast Technicians	10	28.67	12.57	36.71	21.84
27-4021	Photographers	70	22.06	14.52	25.83	20.00
29-0000	Healthcare Practitioners and Technical Occupations	20,130	46.49	25.33	57.08	38.55
29-1011	Chiropractors	100	39.03	20.03	48.53	27.61
29-1021	Dentists, General	210	96.06	46.27	120.95	99.26
29-1022	Oral and Maxillofacial Surgeons	20	N/A	N/A	N/A	N/A
29-1031	Dietitians and Nutritionists	240	35.77	28.72	39.29	31.26
29-1041	Optometrists	70	57.18	30.45	70.54	57.66
29-1051	Pharmacists	620	61.72	47.60	68.77	62.77
29-1071	Physician Assistants	460	60.20	48.75	65.93	61.31
29-1081	Podiatrists	50	72.51	44.14	86.70	81.38
29-1122	Occupational Therapists	280	43.99	34.61	48.68	43.49
29-1123	Physical Therapists	680	46.93	35.84	52.48	47.83
29-1125	Recreational Therapists	40	23.60	18.36	26.22	18.41
29-1126	Respiratory Therapists	240	38.29	33.16	40.85	37.99
29-1127	Speech-Language Pathologists	510	42.68	32.09	47.97	45.21
29-1128	Exercise Physiologists	50	21.57	14.94	24.88	18.64
29-1129	Therapists, All Other	20	38.34	32.35	41.34	37.82
29-1131	Veterinarians	160	57.53	38.50	67.04	47.30
29-1141	Registered Nurses	7,650	41.79	33.91	45.72	40.33
29-1151	Nurse Anesthetists	50	81.98	53.95	95.99	53.98
29-1161	Nurse Midwives	50	54.82	40.77	61.84	53.79
29-1171	Nurse Practitioners	690	58.19	48.41	63.08	58.91
29-1181	Audiologists	50	36.37	31.04	39.04	37.43
29-1212	Cardiologists	60	N/A	N/A	N/A	N/A
29-1213	Dermatologists	30	177.73	89.23	221.98	89.24
29-1214	Emergency Medicine Physicians	20	129.08	87.98	N/A	N/A
29-1215	Family Medicine Physicians	310	107.81	65.24	N/A	102.58

SOC	OCCUPATIONAL TITLE	Empl	(\$)Mean	(\$)Entry	(\$)Exp	(\$)Median
29-1216	General Internal Medicine Physicians	NA	114.03	94.78	N/A	101.27
29-1217	Neurologists	50	N/A	N/A	N/A	N/A
29-1218	Obstetricians and Gynecologists	100	148.43	122.50	N/A	N/A
29-1221	Pediatricians, General	120	94.44	72.54	105.40	99.68
29-1223	Psychiatrists	70	95.32	37.25	124.35	103.02
29-1224	Radiologists	NA	N/A	143.01	N/A	N/A
29-1242	Orthopedic Surgeons, Except Pediatric	20	N/A	N/A	N/A	N/A
29-1249	Surgeons, All Other	50	N/A	181.70	N/A	N/A
29-1292	Dental Hygienists	480	43.98	37.42	47.26	44.44
29-2010	Clinical Laboratory Technologists and Technicians	410	31.80	23.04	36.19	30.54
29-2031	Cardiovascular Technologists and Technicians	270	26.57	17.32	31.20	21.94
29-2032	Diagnostic Medical Sonographers	150	39.57	33.62	42.54	37.87
29-2033	Nuclear Medicine Technologists	60	40.71	34.23	43.95	37.69
29-2034	Radiologic Technologists and Technicians	430	35.55	28.51	39.07	36.77
29-2035	Magnetic Resonance Imaging Technologists	150	39.63	34.66	42.12	39.02
29-2042	Emergency Medical Technicians	550	21.26	18.21	22.78	19.31
29-2043	Paramedics	140	29.95	22.78	33.53	29.91
29-2051	Dietetic Technicians	30	18.25	15.15	19.79	16.39
29-2052	Pharmacy Technicians	700	19.40	14.93	21.64	18.31
29-2053	Psychiatric Technicians	30	19.51	16.47	21.03	18.47
29-2055	Surgical Technologists	250	27.04	22.02	29.55	28.24
29-2056	Veterinary Technologists and Technicians	300	20.76	15.29	23.50	21.83
29-2057	Ophthalmic Medical Technicians	130	20.30	16.82	22.03	18.96
29-2061	Licensed Practical and Licensed Vocational Nurses	1,190	28.78	24.24	31.04	29.11
29-2072	Medical Records Specialists	290	24.43	17.75	27.77	23.21
29-2081	Opticians, Dispensing	190	18.40	13.55	20.83	17.31
29-2091	Orthotists and Prosthetists	20	45.88	25.82	55.91	43.30
29-2092	Hearing Aid Specialists	10	27.60	19.24	31.78	30.07
29-2099	Health Technologists and Technicians, All Other	160	26.62	19.04	30.41	24.36
29-9021	Health Information Technologists and Medical Registrars	50	28.56	17.49	34.10	20.93
29-9091	Athletic Trainers	140	51,990	45,273	55,348	47,702
29-9099	Healthcare Practitioners and Technical Workers, All Other	20	38.57	24.20	45.75	35.46

SOC	OCCUPATIONAL TITLE	Empl	(\$) Mean	(\$) Entry	(\$) Exp	(\$) Median
31-0000	Healthcare Support Occupations	12,240	17.22	12.33	19.67	16.65
31-1120	Home Health and Personal Care Aides	5,870	13.76	10.92	15.17	13.86
31-1131	Nursing Assistants	2,410	18.18	16.10	19.21	17.96
31-1132	Orderlies	200	17.54	16.54	18.05	18.04
31-1133	Psychiatric Aides	50	22.24	17.56	24.57	22.69
31-2011	Occupational Therapy Assistants	80	35.37	31.25	37.43	36.98
31-2021	Physical Therapist Assistants	160	30.90	21.37	35.66	30.33
31-2022	Physical Therapist Aides	110	16.39	14.14	17.51	16.93
31-9011	Massage Therapists	110	39.20	20.69	48.45	42.15
31-9091	Dental Assistants	630	26.27	15.72	31.54	22.41
31-9092	Medical Assistants	1,880	18.96	15.97	20.46	18.45
31-9093	Medical Equipment Preparers	150	23.92	20.34	25.72	22.38
31-9094	Medical Transcriptionists	90	20.09	11.90	24.18	21.18
31-9095	Pharmacy Aides	70	16.42	13.70	17.78	16.48
31-9096	Veterinary Assistants and Laboratory Animal Caretakers	100	18.68	14.35	20.85	17.97
31-9097	Phlebotomists	270	21.99	18.56	23.70	21.23
31-9099	Healthcare Support Workers, All Other	70	21.43	15.89	24.21	18.27
33-0000	Protective Service Occupations	6,920	24.20	13.99	29.30	21.63
33-1012	First-Line Supervisors of Police and Detectives	200	56.32	45.94	61.51	53.83
33-1021	First-Line Supervisors of Firefighting and Prevention Workers	40	37.26	30.07	40.86	34.94
33-1091	First-Line Supervisors of Security Workers	260	28.92	20.10	33.33	27.75
33-1099	First-Line Supervisors of Protective Service Workers, All Other	40	22.77	12.59	27.85	20.73
33-2011	Firefighters	400	23.25	17.85	25.96	21.69
33-2021	Fire Inspectors and Investigators	80	25.24	16.63	29.54	23.56
33-3021	Detectives and Criminal Investigators	80	49.44	28.17	60.08	39.34
33-3041	Parking Enforcement Workers	120	17.50	14.98	18.76	16.70
33-3051	Police and Sheriff's Patrol Officers	1,110	37.98	29.22	42.36	37.81
33-9021	Private Detectives and Investigators	20	19.72	17.27	20.94	19.00
33-9032	Security Guards	2,490	16.38	12.71	18.22	15.26
33-9091	Crossing Guards and Flaggers	230	17.12	13.49	18.94	16.00
33-9092	Lifeguards, Ski Patrol, and Other Recreational Protective Service Workers	170	11.06	10.50	11.33	10.54

SOC	OCCUPATIONAL TITLE	Empl	(\$) Mean	(\$) Entry	(\$) Exp	(\$) Median
33-9094	School Bus Monitors	100	15.72	14.33	16.41	15.05
33-9099	Protective Service Workers, All Other	150	19.56	14.34	22.16	16.40
35-0000	<u>Food Preparation and Serving Related Occupations</u>	22,160	15.76	11.53	17.87	13.94
35-1011	Chefs and Head Cooks	340	30.49	22.60	34.43	27.42
35-1012	First-Line Supervisors of Food Preparation and Serving Workers	1,800	22.34	16.21	25.41	21.87
35-2011	Cooks, Fast Food	1,380	13.63	11.68	14.60	12.83
35-2012	Cooks, Institution and Cafeteria	1,340	20.34	16.71	22.16	21.45
35-2014	Cooks, Restaurant	2,650	15.68	12.41	17.31	14.37
35-2021	Food Preparation Workers	1,060	15.28	12.17	16.84	14.32
35-3011	Bartenders	1,060	16.54	10.89	19.36	13.70
35-3023	Fast Food and Counter Workers	6,460	13.69	11.36	14.85	13.62
35-3031	Waiters and Waitresses	3,480	15.51	10.73	17.89	13.83
35-3041	Food Servers, Nonrestaurant	420	14.43	12.07	15.61	14.19
35-9011	Dining Room and Cafeteria Attendants and Bartender Helpers	460	14.28	11.98	15.43	13.69
35-9021	Dishwashers	870	13.36	11.30	14.39	13.12
35-9031	Hosts and Hostesses, Restaurant, Lounge, and Coffee Shop	750	12.37	10.77	13.18	11.81
35-9099	Food Preparation and Serving Related Workers, All Other	20	14.54	11.94	15.85	12.70
37-0000	<u>Building and Grounds Cleaning and Maintenance Occupations</u>	8,850	17.78	13.15	20.09	15.99
37-1011	First-Line Supervisors of Housekeeping and Janitorial Workers	580	24.42	16.86	28.20	23.42
37-1012	First-Line Supervisors of Landscaping and Groundskeeping Workers	180	28.12	20.13	32.12	28.21
37-2011	Janitors and Cleaners, Except Maids and Housekeeping Cleaners	4,310	16.39	12.81	18.18	15.00
37-2012	Maids and Housekeeping Cleaners	1,480	14.31	12.41	15.25	14.00
37-2021	Pest Control Workers	130	23.19	18.31	25.63	21.00
37-3011	Landscaping and Groundskeeping Workers	1,720	18.12	15.18	19.59	17.46
37-3013	Tree Trimmers and Pruners	10	29.73	23.29	32.94	31.99
39-0000	<u>Personal Care and Service Occupations</u>	6,250	17.33	11.73	20.14	14.10
39-1014	First-Line Supervisors of Entertainment and Recreation Workers	210	28.42	20.02	32.62	27.83
39-1022	First-Line Supervisors of Personal Service Workers	120	25.66	17.91	29.53	23.44
39-2011	Animal Trainers	80	22.66	14.81	26.59	23.91

SOC	OCCUPATIONAL TITLE	Empl	(\$) Mean	(\$) Entry	(\$) Exp	(\$) Median
39-2021	Animal Caretakers	690	15.29	12.01	16.92	14.10
39-3091	Amusement and Recreation Attendants	870	12.85	10.97	13.78	12.63
39-4031	Morticians, Undertakers, and Funeral Arrangers	50	34.53	22.10	40.74	35.15
39-5012	Hairdressers, Hairstylists, and Cosmetologists	1,090	18.70	12.37	21.87	16.45
39-5092	Manicurists and Pedicurists	570	14.33	12.79	15.09	13.58
39-5093	Shampooers	100	12.12	10.89	12.74	11.13
39-5094	Skincare Specialists	70	44.91	16.99	58.87	32.20
39-6012	Concierges	30	16.04	14.52	16.81	16.32
39-7010	Tour and Travel Guides	160	15.36	12.66	16.71	15.78
39-9011	Childcare Workers	390	12.22	10.63	13.01	11.31
39-9031	Exercise Trainers and Group Fitness Instructors	610	22.15	13.40	26.53	20.97
39-9032	Recreation Workers	540	14.61	10.90	16.47	14.03
39-9041	Residential Advisors	160	16.75	12.62	18.82	13.90
41-0000	Sales and Related Occupations	26,100	25.42	12.49	31.89	17.65
41-1011	First-Line Supervisors of Retail Sales Workers	2,160	27.02	18.14	31.46	24.19
41-1012	First-Line Supervisors of Non-Retail Sales Workers	490	47.41	33.16	54.53	40.04
41-2011	Cashiers	6,370	13.56	11.41	14.64	13.51
41-2021	Counter and Rental Clerks	550	20.87	15.11	23.75	17.81
41-2022	Parts Salespersons	340	19.92	15.12	22.32	17.89
41-2031	Retail Salespersons	7,510	16.20	11.78	18.42	14.02
41-3011	Advertising Sales Agents	140	30.32	18.18	36.39	27.20
41-3021	Insurance Sales Agents	850	35.66	19.32	43.84	29.30
41-3031	Securities, Commodities, and Financial Services Sales Agents	2,010	45.32	25.57	55.20	40.02
41-3041	Travel Agents	70	21.30	15.09	24.41	22.33
41-3091	Sales Representatives of Services	2,080	35.75	20.16	43.54	29.36
41-4011	Sales Reps., Wholesale and Manuf., Technical and Scientific Products	860	61.02	35.61	73.73	64.28
41-4012	Sales Reps., Wholesale and Manuf., Except Tech. and Scientific Products	1,880	38.59	22.41	46.67	34.53
41-9021	Real Estate Brokers	30	N/A	N/A	N/A	N/A
41-9022	Real Estate Sales Agents	580	26.92	17.74	31.51	21.80
41-9031	Sales Engineers	110	94.99	63.86	110.56	81.98
41-9099	Sales and Related Workers, All Other	40	29.76	19.46	34.91	28.33

SOC	OCCUPATIONAL TITLE	Empl	(\$) Mean	(\$) Entry	(\$) Exp	(\$) Median
43-0000	Office and Administrative Support Occupations	42,640	23.12	15.47	26.94	22.03
43-1011	First-Line Supervisors of Office and Administrative Support Workers	4,150	34.92	24.16	40.29	33.65
43-2011	Switchboard Operators, Including Answering Service	170	16.38	13.61	17.77	15.36
43-3011	Bill and Account Collectors	710	21.77	16.96	24.18	21.47
43-3021	Billing and Posting Clerks	1,070	24.02	19.53	26.27	23.46
43-3031	Bookkeeping, Accounting, and Auditing Clerks	3,750	23.46	17.38	26.51	23.15
43-3051	Payroll and Timekeeping Clerks	250	22.08	12.57	26.83	23.05
43-3061	Procurement Clerks	100	18.89	14.64	21.02	17.26
43-3071	Tellers	790	19.54	16.64	21.00	18.20
43-3099	Financial Clerks, All Other	740	25.73	21.23	27.98	23.50
43-4011	Brokerage Clerks	550	25.69	23.11	26.98	23.20
43-4031	Court, Municipal, and License Clerks	420	18.23	15.25	19.71	17.82
43-4041	Credit Authorizers, Checkers, and Clerks	580	23.84	15.94	27.79	25.35
43-4051	Customer Service Representatives	5,070	21.42	15.25	24.51	19.53
43-4061	Eligibility Interviewers, Government Programs	100	19.79	15.19	22.09	20.19
43-4071	File Clerks	500	15.10	12.01	16.65	14.38
43-4081	Hotel, Motel, and Resort Desk Clerks	250	14.63	12.98	15.46	13.82
43-4111	Interviewers, Except Eligibility and Loan	410	23.35	19.65	25.20	22.05
43-4121	Library Assistants, Clerical	310	12.94	12.05	13.38	12.27
43-4131	Loan Interviewers and Clerks	670	22.19	15.96	25.31	22.94
43-4141	New Accounts Clerks	20	26.87	20.17	30.22	23.86
43-4151	Order Clerks	120	17.64	13.80	19.56	16.46
43-4161	Human Resources Assistants, Except Payroll and Timekeeping	230	21.59	15.77	24.50	21.08
43-4171	Receptionists and Information Clerks	1,380	15.80	12.29	17.55	15.54
43-4199	Information and Record Clerks, All Other	130	20.90	14.71	24.00	19.39
43-5011	Cargo and Freight Agents	40	31.53	24.34	35.13	24.96
43-5021	Couriers and Messengers	210	16.48	13.63	17.91	16.77
43-5031	Public Safety Telecommunicators	140	25.35	19.97	28.04	23.18
43-5032	Dispatchers, Except Police, Fire, and Ambulance	350	24.39	17.06	28.05	24.89
43-5041	Meter Readers, Utilities	10	26.24	19.95	29.39	25.28
43-5051	Postal Service Clerks	120	27.68	20.82	31.12	28.11
43-5052	Postal Service Mail Carriers	560	27.60	20.28	31.27	26.75

SOC	OCCUPATIONAL TITLE	Empl	(\$) Mean	(\$) Entry	(\$) Exp	(\$) Median
43-5053	Postal Service Mail Sorters, Processors, and Processing Machine Operators	450	25.48	18.60	28.92	23.62
43-5061	Production, Planning, and Expediting Clerks	320	28.56	17.91	33.88	27.51
43-5071	Shipping, Receiving, and Inventory Clerks	2,160	18.46	14.35	20.52	17.11
43-5111	Weighers, Measurers, Checkers, and Samplers, Recordkeeping	80	24.27	19.26	26.78	26.69
43-6011	Executive Secretaries and Executive Administrative Assistants	1,160	35.41	25.84	40.19	35.07
43-6012	Legal Secretaries and Administrative Assistants	990	27.28	18.34	31.74	25.26
43-6013	Medical Secretaries and Administrative Assistants	3,630	20.12	16.32	22.01	18.38
43-6014	Secretaries and Admin. Assistants, Except Legal, Medical, and Executive	4,860	22.54	16.33	25.64	22.26
43-9021	Data Entry Keyers	300	16.56	12.31	18.68	16.33
43-9022	Word Processors and Typists	30	24.26	17.35	27.71	21.66
43-9041	Insurance Claims and Policy Processing Clerks	430	24.36	20.52	26.28	22.62
43-9051	Mail Clerks and Mail Machine Operators, Except Postal Service	220	17.67	14.02	19.50	17.33
43-9061	Office Clerks, General	3,460	18.62	13.04	21.41	17.94
43-9071	Office Machine Operators, Except Computer	270	19.32	15.68	21.15	18.16
43-9199	Office and Administrative Support Workers, All Other	350	27.56	18.07	32.30	28.22
45-0000	Farming, Fishing, and Forestry Occupations	300	19.71	12.49	23.33	17.71
45-1011	First-Line Supervisors of Farming, Fishing, and Forestry Workers	40	30.38	24.26	33.44	28.25
45-2011	Agricultural Inspectors	20	28.20	21.18	31.72	26.47
45-2091	Agricultural Equipment Operators	10	21.53	17.18	23.71	21.26
45-2092	Farmworkers and Laborers, Crop, Nursery, and Greenhouse	120	15.84	11.29	18.12	16.51
45-2093	Farmworkers, Farm, Ranch, and Aquacultural Animals	20	20.39	17.65	21.76	19.29
45-4011	Forest and Conservation Workers	90	16.67	12.93	18.55	15.88
47-0000	Construction and Extraction Occupations	10,540	29.01	18.64	34.20	27.17
47-1011	First-Line Supervisors of Construction Trades and Extraction Workers	1,470	41.10	29.62	46.84	39.20
47-2021	Brickmasons and Blockmasons	120	33.60	26.95	36.93	31.87
47-2022	Stonemasons	10	25.41	22.66	26.78	24.91
47-2031	Carpenters	900	29.48	21.78	33.32	30.69
47-2041	Carpet Installers	110	29.05	21.77	32.70	28.01
47-2042	Floor Layers, Except Carpet, Wood, and Hard Tiles	30	45.77	39.74	48.79	47.64
47-2044	Tile and Stone Setters	40	27.83	18.43	32.53	24.43

SOC	OCCUPATIONAL TITLE	Empl	(\$) Mean	(\$) Entry	(\$) Exp	(\$) Median
47-2051	Cement Masons and Concrete Finishers	240	25.69	20.00	28.54	23.66
47-2061	Construction Laborers	1,670	21.68	15.84	24.61	22.35
47-2071	Paving, Surfacing, and Tamping Equipment Operators	100	29.12	23.01	32.17	31.04
47-2073	Operating Engineers and Other Construction Equipment Operators	710	26.94	19.39	30.71	25.32
47-2081	Drywall and Ceiling Tile Installers	150	23.75	19.81	25.71	23.61
47-2111	Electricians	1,340	30.93	18.94	36.93	30.14
47-2121	Glaziers	30	21.95	16.85	24.50	20.14
47-2131	Insulation Workers, Floor, Ceiling, and Wall	30	21.47	19.07	22.67	22.30
47-2132	Insulation Workers, Mechanical	190	25.65	20.06	28.45	24.92
47-2141	Painters, Construction and Maintenance	410	21.41	15.83	24.21	19.53
47-2142	Paperhangers	10	24.74	21.50	26.37	24.48
47-2151	Pipelayers	30	27.34	21.72	30.14	26.94
47-2152	Plumbers, Pipefitters, and Steamfitters	890	32.08	19.39	38.42	29.87
47-2181	Roofers	170	24.50	19.14	27.18	23.70
47-2211	Sheet Metal Workers	410	29.20	19.07	34.27	29.81
47-2221	Structural Iron and Steel Workers	110	28.73	21.63	32.28	26.42
47-3011	Helpers--Brick-, Block-, Stonemasons, and Tile and Marble Setters	70	23.26	17.88	25.95	23.62
47-3012	Helpers--Carpenters	90	17.69	13.98	19.54	16.50
47-3013	Helpers--Electricians	90	18.27	13.83	20.49	18.78
47-3015	Helpers--Pipelayers, Plumbers, Pipefitters, and Steamfitters	70	18.56	16.29	19.69	18.39
47-3016	Helpers--Roofers	10	19.18	16.25	20.64	19.51
47-3019	Helpers, Construction Trades, All Other	30	18.15	14.81	19.82	16.83
47-4011	Construction and Building Inspectors	370	33.81	24.85	38.29	31.20
47-4021	Elevator and Escalator Installers and Repairers	60	40.68	30.47	45.79	36.78
47-4041	Hazardous Materials Removal Workers	100	21.17	18.81	22.35	19.43
47-4051	Highway Maintenance Workers	50	20.75	16.52	22.86	19.17
47-4071	Septic Tank Servicers and Sewer Pipe Cleaners	60	19.77	15.77	21.78	18.76
47-4090	Miscellaneous Construction and Related Workers	130	21.90	18.80	23.44	21.75
47-5022	Excavating and Loading Machine and Dragline Operators, Surface Mining	60	30.29	25.41	32.73	30.01
47-5023	Earth Drillers, Except Oil and Gas	40	25.51	22.65	26.94	23.39

SOC	OCCUPATIONAL TITLE	Empl	(\$) Mean	(\$) Entry	(\$) Exp	(\$) Median
49-0000	<u>Installation, Maintenance, and Repair Occupations</u>	9,190	28.63	17.60	34.15	27.33
49-1011	First-Line Supervisors of Mechanics, Installers, and Repairers	1,040	40.30	27.82	46.54	38.32
49-2011	Computer, Automated Teller, and Office Machine Repairers	180	21.70	17.11	23.99	20.02
49-2021	Radio, Cellular, and Tower Equipment Installers and Repairers	50	20.18	14.89	22.83	15.76
49-2022	Telecommunications Equip. Installers and Repairers, Except Line Installers	230	26.19	16.71	30.92	24.67
49-2091	Avionics Technicians	10	35.05	30.69	37.23	37.08
49-2094	Electrical and Electronics Repairers, Commercial and Industrial Equipment	100	35.40	25.94	40.13	36.68
49-2096	Electronic Equipment Installers and Repairers, Motor Vehicles	30	27.21	23.63	29.00	25.00
49-2098	Security and Fire Alarm Systems Installers	110	26.13	15.48	31.45	28.01
49-3011	Aircraft Mechanics and Service Technicians	200	39.60	33.50	42.64	39.60
49-3021	Automotive Body and Related Repairers	180	29.72	18.08	35.54	26.89
49-3023	Automotive Service Technicians and Mechanics	1,200	24.35	15.89	28.58	24.08
49-3031	Bus and Truck Mechanics and Diesel Engine Specialists	250	28.34	20.97	32.02	28.38
49-3041	Farm Equipment Mechanics and Service Technicians	50	22.62	16.42	25.72	20.32
49-3042	Mobile Heavy Equipment Mechanics, Except Engines	230	28.02	20.28	31.89	28.37
49-3051	Motorboat Mechanics and Service Technicians	40	27.73	18.45	32.36	26.50
49-3053	Outdoor Power Equipment and Other Small Engine Mechanics	50	22.15	17.02	24.71	23.00
49-3093	Tire Repairers and Changers	180	14.69	12.18	15.94	13.61
49-9011	Mechanical Door Repairers	50	26.57	19.58	30.07	22.31
49-9012	Control and Valve Installers and Repairers, Except Mechanical Door	150	37.93	27.52	43.13	37.47
49-9021	Heating, Air Conditioning, and Refrigeration Mechanics and Installers	840	29.16	20.71	33.38	28.00
49-9031	Home Appliance Repairers	40	18.68	13.33	21.35	17.83
49-9041	Industrial Machinery Mechanics	450	35.77	27.03	40.14	34.48
49-9043	Maintenance Workers, Machinery	20	27.39	23.03	29.57	26.34
49-9044	Millwrights	30	33.44	24.68	37.82	29.43
49-9051	Electrical Power-Line Installers and Repairers	80	41.75	29.85	47.70	44.56
49-9052	Telecommunications Line Installers and Repairers	280	43.76	36.03	47.63	44.00
49-9062	Medical Equipment Repairers	110	36.04	27.01	40.56	37.77
49-9069	Precision Instrument and Equipment Repairers, All Other	130	33.61	24.03	38.41	35.47
49-9071	Maintenance and Repair Workers, General	2,120	23.34	16.30	26.86	22.34
49-9091	Coin, Vending, and Amusement Machine Servicers and Repairers	50	28.66	24.96	30.51	30.05
49-9094	Locksmiths and Safe Repairers	20	29.66	21.26	33.86	30.64

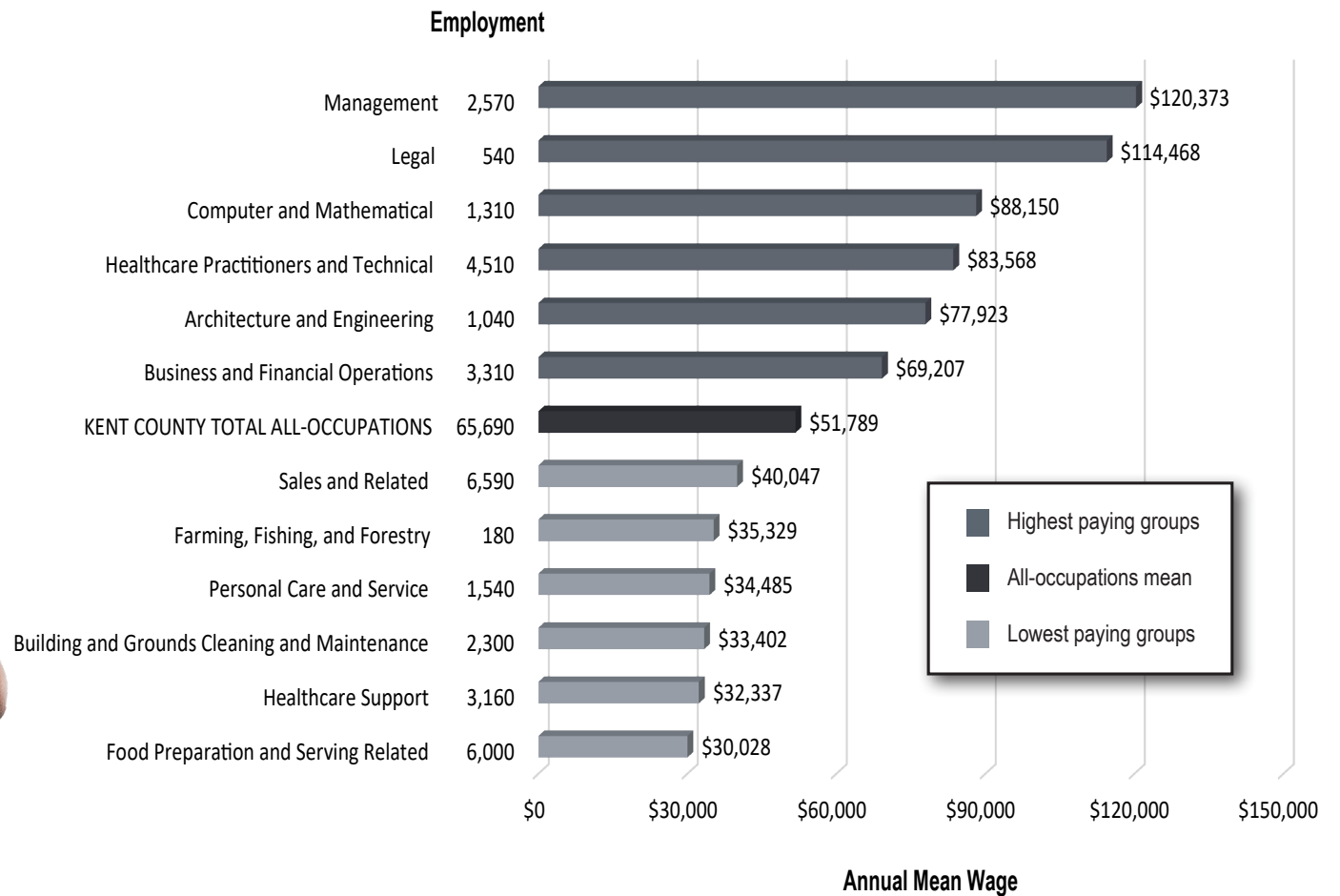
SOC	OCCUPATIONAL TITLE	Empl	(\$) Mean	(\$) Entry	(\$) Exp	(\$) Median
49-9098	Helpers--Installation, Maintenance, and Repair Workers	290	17.70	13.80	19.65	17.44
49-9099	Installation, Maintenance, and Repair Workers, All Other	220	23.79	16.09	27.64	20.38
51-0000	Production Occupations	7,520	25.84	15.22	31.15	22.54
51-1011	First-Line Supervisors of Production and Operating Workers	710	41.62	26.21	49.32	38.81
51-2028	Electrical, Electronic, and Electromechanical Assemblers	420	19.25	14.63	21.55	17.29
51-2041	Structural Metal Fabricators and Fitters	50	22.83	18.18	25.15	23.31
51-2090	Miscellaneous Assemblers and Fabricators	690	18.75	14.79	20.73	17.44
51-3011	Bakers	150	16.80	13.33	18.54	15.02
51-3021	Butchers and Meat Cutters	80	23.91	20.01	25.86	23.41
51-3092	Food Batchmakers	90	16.35	11.95	18.55	15.21
51-4021	Extruding and Drawing Machine Operators, Metal and Plastic	420	23.49	18.94	25.77	22.89
51-4031	Cutting, Punching, and Press Machine Operators, Metal and Plastic	80	19.71	14.48	22.32	18.64
51-4033	Grinding, Lapping, Polishing, and Buffing Mach. Operators, Metal and Plastic	70	16.22	14.56	17.06	14.81
51-4041	Machinists	220	29.35	20.19	33.92	26.71
51-4072	Molding, Coremaking, and Casting Machine, Operators, Metal and Plastic	60	21.70	17.18	23.95	20.81
51-4081	Multiple Machine Tool Setters, Operators, Metal and Plastic	40	17.13	15.11	18.13	17.77
51-4111	Tool and Die Makers	20	31.78	26.42	34.46	30.04
51-4121	Welders, Cutters, Solderers, and Brazers	360	28.01	19.63	32.19	26.95
51-4193	Plating Machine Setters, Operators, Metal and Plastic	10	21.60	16.57	24.12	20.05
51-4194	Tool Grinders, Filers, and Sharpeners	30	17.46	15.00	18.69	15.00
51-5111	Prepress Technicians and Workers	20	25.22	20.78	27.44	24.15
51-5112	Printing Press Operators	180	22.26	16.59	25.09	21.07
51-5113	Print Binding and Finishing Workers	50	22.65	14.79	26.58	24.81
51-6011	Laundry and Dry-Cleaning Workers	310	14.16	11.69	15.40	13.16
51-6031	Sewing Machine Operators	30	17.08	13.15	19.04	17.04
51-6052	Tailors, Dressmakers, and Custom Sewers	10	16.25	16.01	16.37	16.32
51-6093	Upholsterers	20	23.07	18.88	25.16	20.60
51-7011	Cabinetmakers and Bench Carpenters	50	23.22	18.02	25.83	23.25
51-8021	Stationary Engineers and Boiler Operators	30	35.29	30.76	37.55	35.78
51-8031	Water and Wastewater Treatment Plant and System Operators	100	31.30	23.49	35.20	31.39
51-8093	Petroleum Pump System Operators, Refinery Operators, and Gaugers	NA	49.61	45.09	51.86	51.85

SOC	OCCUPATIONAL TITLE	Empl	(\$) Mean	(\$) Entry	(\$) Exp	(\$) Median
51-9011	Chemical Equipment Operators and Tenders	660	33.78	24.99	38.17	32.16
51-9012	Separating, Filtering, Clarifying, Precipitating, and Still Machine Operators	30	21.61	15.47	24.68	23.59
51-9021	Crushing, Grinding, and Polishing Machine Setters, Operators, and Tenders	40	23.29	18.13	25.87	24.89
51-9023	Mixing and Blending Machine Setters, Operators, and Tenders	230	25.33	17.35	29.31	24.11
51-9032	Cutting and Slicing Machine Setters, Operators, and Tenders	40	22.68	16.50	25.78	22.76
51-9061	Inspectors, Testers, Sorters, Samplers, and Weighers	520	24.46	14.88	29.24	22.65
51-9071	Jewelers and Precious Stone and Metal Workers	20	26.56	20.28	29.70	29.57
51-9081	Dental Laboratory Technicians	40	32.82	19.62	39.42	34.83
51-9111	Packaging and Filling Machine Operators and Tenders	430	18.35	14.43	20.31	14.86
51-9124	Coating, Painting, and Spraying Machine Setters, Operators, and Tenders	80	29.23	16.84	35.42	29.09
51-9161	Computer Numerically Controlled Tool Operators	70	21.83	16.81	24.35	20.13
51-9162	Computer Numerically Controlled Tool Programmers	20	31.91	23.48	36.12	31.28
51-9195	Molders, Shapers, and Casters, Except Metal and Plastic	70	20.79	17.88	22.25	21.35
51-9198	Helpers--Production Workers	120	17.07	13.57	18.82	17.29
51-9199	Production Workers, All Other	160	18.83	13.95	21.27	17.00
53-0000	Transportation and Material Moving Occupations	24,950	21.57	14.14	25.28	20.50
53-1047	First-Line Supervisors of Transportation and Material-Moving Workers	1,210	31.08	20.89	36.17	29.53
53-2012	Commercial Pilots	210	120,145	77,197	141,619	114,656
53-2031	Flight Attendants	NA	66,027	54,763	71,659	55,816
53-3011	Ambulance Drivers and Attendants, Except Emergency Medical Technicians	NA	17.08	15.34	17.95	15.34
53-3031	Driver/Sales Workers	990	14.96	10.93	16.98	14.40
53-3032	Heavy and Tractor-Trailer Truck Drivers	5,040	26.11	21.16	28.58	24.78
53-3033	Light Truck Drivers	2,600	21.05	14.26	24.45	20.03
53-3051	Bus Drivers, School	610	20.22	17.60	21.52	20.29
53-3052	Bus Drivers, Transit and Intercity	290	24.76	17.88	28.20	28.57
53-3053	Shuttle Drivers and Chauffeurs	360	19.22	13.48	22.09	19.25
53-3099	Motor Vehicle Operators, All Other	110	17.07	11.37	19.92	17.20
53-5011	Sailors and Marine Oilers	30	20.32	15.50	22.73	20.66
53-5021	Captains, Mates, and Pilots of Water Vessels	60	42.32	27.44	49.76	39.73
53-6021	Parking Attendants	140	14.56	11.70	15.99	14.74
53-6031	Automotive and Watercraft Service Attendants	120	15.56	12.78	16.96	15.17

SOC	OCCUPATIONAL TITLE	Empl	(\$) Mean	(\$) Entry	(\$) Exp	(\$) Median
53-6032	Aircraft Service Attendants	30	20.50	17.41	22.05	17.41
53-6051	Transportation Inspectors	20	37.01	21.30	44.86	38.55
53-6099	Transportation Workers, All Other	70	13.14	11.79	13.82	12.87
53-7021	Crane and Tower Operators	50	29.72	23.57	32.80	27.85
53-7051	Industrial Truck and Tractor Operators	3,890	23.75	18.82	26.21	23.56
53-7061	Cleaners of Vehicles and Equipment	600	14.36	10.66	16.20	14.04
53-7062	Laborers and Freight, Stock, and Material Movers, Hand	3,000	19.09	14.99	21.14	17.49
53-7063	Machine Feeders and Offbearers	50	17.90	13.69	20.00	13.82
53-7064	Packers and Packagers, Hand	950	14.27	10.82	16.00	13.80
53-7065	Stockers and Order Fillers	3,980	15.92	12.40	17.68	15.22
53-7081	Refuse and Recyclable Material Collectors	390	20.33	12.34	24.33	21.60

KENT COUNTY DATA

Annual Mean Wages and Employment for the Highest and Lowest Paying Major Occupational Groups



SOC	OCCUPATIONAL TITLE	Empl	(\$) <i>Mean</i>	(\$) <i>Entry</i>	(\$) <i>Exp</i>	(\$) <i>Median</i>
00-0000	<i>Total all occupations</i>	65,690	24.90	12.93	30.88	19.65
11-0000	<u>Management Occupations</u>	2,570	57.87	30.88	71.37	52.83
11-1011	Chief Executives	170	N/A	N/A	N/A	N/A
11-1021	General and Operations Managers	570	63.70	33.59	78.75	52.83
11-2021	Marketing Managers	30	83.37	49.19	100.47	85.71
11-2022	Sales Managers	80	69.78	39.71	84.81	66.85
11-3012	Administrative Services Managers	50	62.35	40.56	73.25	57.56
11-3013	Facilities Managers	20	55.45	38.96	63.70	52.99
11-3021	Computer and Information Systems Managers	90	66.31	45.32	76.81	60.18
11-3031	Financial Managers	150	81.58	51.91	96.42	78.19
11-3051	Industrial Production Managers	50	62.03	42.47	71.81	61.04
11-3071	Transportation, Storage, and Distribution Managers	20	59.42	38.25	70.00	58.69
11-3121	Human Resources Managers	70	52.29	34.52	61.18	45.39
11-9021	Construction Managers	60	56.86	40.62	64.99	56.53
11-9031	Education and Childcare Administrators, Preschool and Daycare	50	25.34	16.62	29.69	22.37
11-9032	Education Administrators, Kindergarten through Secondary	250	118,873	105,553	125,533	119,977
11-9033	Education Administrators, Postsecondary	80	58.04	33.30	70.41	50.25
11-9041	Architectural and Engineering Managers	70	68.76	55.51	75.39	67.16
11-9051	Food Service Managers	80	35.86	26.72	40.42	35.18
11-9081	Lodging Managers	20	N/A	N/A	N/A	N/A
11-9111	Medical and Health Services Managers	210	55.39	35.70	65.23	47.23
11-9121	Natural Sciences Managers	40	50.54	38.17	56.73	43.25
11-9131	Postmasters and Mail Superintendents	10	40.08	36.15	42.04	39.84
11-9141	Property, Real Estate, and Community Association Managers	80	29.81	19.85	34.80	27.19
11-9151	Social and Community Service Managers	150	31.51	24.17	35.18	29.40
11-9199	Managers, All Other	80	70.72	45.10	83.53	64.43
13-0000	<u>Business and Financial Operations Occupations</u>	3,310	33.27	20.92	39.45	30.08
13-1020	Buyers and Purchasing Agents	150	32.66	21.63	38.17	30.13
13-1031	Claims Adjusters, Examiners, and Investigators	50	39.19	28.91	44.34	39.42
13-1041	Compliance Officers	310	30.51	19.00	36.26	25.39
13-1051	Cost Estimators	180	30.02	22.24	33.91	26.44

SOC	OCCUPATIONAL TITLE	Empl	(\$) Mean	(\$) Entry	(\$) Exp	(\$) Median
13-1071	Human Resources Specialists	370	28.48	19.02	33.21	26.94
13-1075	Labor Relations Specialists	90	42.28	25.71	50.56	49.08
13-1081	Logisticians	80	41.21	31.83	45.90	38.64
13-1082	Project Management Specialists	90	42.46	29.27	49.06	41.52
13-1111	Management Analysts	360	33.52	21.99	39.28	28.03
13-1121	Meeting, Convention, and Event Planners	30	22.96	15.81	26.54	22.48
13-1131	Fundraisers	30	30.64	20.12	35.89	30.68
13-1141	Compensation, Benefits, and Job Analysis Specialists	20	N/A	N/A	N/A	N/A
13-1151	Training and Development Specialists	170	31.60	23.08	35.86	29.96
13-1161	Market Research Analysts and Marketing Specialists	150	35.27	21.92	41.95	32.40
13-1199	Business Operations Specialists, All Other	220	34.99	21.44	41.77	33.53
13-2011	Accountants and Auditors	640	32.53	20.83	38.38	30.03
13-2020	Property Appraisers and Assessors	40	24.38	20.35	26.40	24.12
13-2031	Budget Analysts	60	35.07	23.83	40.68	35.45
13-2051	Financial and Investment Analysts	30	40.39	29.94	45.62	36.69
13-2052	Personal Financial Advisors	20	N/A	N/A	N/A	N/A
13-2054	Financial Risk Specialists	20	47.29	28.60	56.64	48.02
13-2061	Financial Examiners	20	N/A	N/A	N/A	N/A
13-2072	Loan Officers	90	N/A	N/A	N/A	N/A
13-2081	Tax Examiners and Collectors, and Revenue Agents	20	26.67	17.72	31.14	27.82
15-0000	Computer and Mathematical Occupations	1,310	42.38	24.64	51.25	39.13
15-1211	Computer Systems Analysts	260	N/A	N/A	N/A	N/A
15-1212	Information Security Analysts	30	49.14	31.17	58.13	43.14
15-1231	Computer Network Support Specialists	60	26.69	21.46	29.31	24.54
15-1232	Computer User Support Specialists	200	29.40	19.54	34.32	29.49
15-1242	Database Administrators	50	37.26	24.91	43.43	32.43
15-1244	Network and Computer Systems Administrators	140	34.86	24.21	40.18	31.35
15-1251	Computer Programmers	40	36.50	26.04	41.73	33.19
15-1252	Software Developers	260	51.37	33.58	60.26	49.09
15-1253	Software Quality Assurance Analysts and Testers	20	46.09	32.97	52.65	49.25

SOC	OCCUPATIONAL TITLE	Empl	(\$) Mean	(\$) Entry	(\$) Exp	(\$) Median
15-1299	Computer Occupations, All Other	40	39.69	21.72	48.68	38.25
15-2031	Operations Research Analysts	40	43.99	32.77	49.60	39.13
17-0000	<u>Architecture and Engineering Occupations</u>	1,040	37.46	22.73	44.83	36.15
17-1022	Surveyors	20	33.16	19.53	39.97	35.92
17-2051	Civil Engineers	250	44.08	33.17	49.53	42.01
17-2071	Electrical Engineers	40	52.02	35.40	60.33	51.02
17-2081	Environmental Engineers	40	39.15	32.80	42.32	40.87
17-2112	Industrial Engineers	90	42.12	32.21	47.08	39.81
17-2141	Mechanical Engineers	80	N/A	N/A	N/A	N/A
17-2199	Engineers, All Other	NA	55.97	36.07	65.92	54.19
17-3011	Architectural and Civil Drafters	60	26.43	19.16	30.07	24.18
17-3013	Mechanical Drafters	40	27.75	21.71	30.77	25.97
17-3022	Civil Engineering Technologists and Technicians	160	22.15	16.61	24.92	20.31
17-3023	Electrical and Electronic Engineering Technologists and Technicians	10	26.93	21.90	29.45	26.11
17-3025	Environmental Engineering Technologists and Technicians	30	27.97	21.38	31.27	29.51
17-3031	Surveying and Mapping Technicians	30	21.80	16.29	24.55	21.86
19-0000	<u>Life, Physical, and Social Science Occupations</u>	780	32.78	20.94	38.70	29.09
19-2031	Chemists	50	38.11	28.46	42.93	34.64
19-2041	Environmental Scientists and Specialists, Including Health	150	26.83	21.25	29.62	25.84
19-3033	Clinical and Counseling Psychologists	20	74.64	36.22	93.85	41.78
19-3034	School Psychologists	50	35.75	27.45	39.90	34.86
19-3051	Urban and Regional Planners	120	30.18	23.63	33.45	28.92
19-4031	Chemical Technicians	20	21.46	17.28	23.55	20.34
19-4042	Environmental Science and Protection Technicians, Including Health	30	19.86	14.98	22.30	18.65
19-5011	Occupational Health and Safety Specialists	90	31.28	19.59	37.12	25.74
21-0000	<u>Community and Social Service Occupations</u>	1,470	24.23	16.77	27.96	22.58
21-1012	Educational, Guidance, and Career Counselors and Advisors	300	29.85	19.64	34.96	30.69
21-1013	Marriage and Family Therapists	60	26.02	24.47	26.79	25.29
21-1015	Rehabilitation Counselors	40	19.59	16.27	21.24	18.34

SOC	OCCUPATIONAL TITLE	Empl	(\$) Mean	(\$) Entry	(\$) Exp	(\$) Median
21-1018	Substance Abuse, Behavioral Disorder, and Mental Health Counselors	320	23.05	15.42	26.86	20.69
21-1021	Child, Family, and School Social Workers	210	22.66	17.46	25.26	20.97
21-1022	Healthcare Social Workers	100	23.16	18.60	25.44	23.00
21-1023	Mental Health and Substance Abuse Social Workers	70	22.56	18.45	24.61	20.76
21-1029	Social Workers, All Other	20	30.25	19.09	35.83	24.83
21-1091	Health Education Specialists	50	27.66	18.39	32.29	24.40
21-1093	Social and Human Service Assistants	150	17.44	13.94	19.18	16.79
21-1094	Community Health Workers	20	18.80	14.73	20.83	16.34
21-1099	Community and Social Service Specialists, All Other	40	23.73	19.09	26.05	23.43
23-0000	<u>Legal Occupations</u>	540	55.03	23.33	70.88	43.30
23-1011	Lawyers	240	N/A	N/A	N/A	N/A
23-1021	Administrative Law Judges, Adjudicators, and Hearing Officers	20	35.90	23.51	42.10	31.16
23-2011	Paralegals and Legal Assistants	160	28.30	19.50	32.70	23.78
23-2099	Legal Support Workers, All Other	70	35.09	25.88	39.70	31.29
25-0000	<u>Educational Instruction and Library Occupations</u>	4,940	28.34	16.84	34.09	28.45
25-1011	Business Teachers, Postsecondary	60	104,037	63,014	124,549	81,443
25-1021	Computer Science Teachers, Postsecondary	20	90,499	55,801	107,848	83,533
25-1072	Nursing Instructors and Teachers, Postsecondary	70	101,617	72,063	116,394	105,949
25-1194	Career/Technical Education Teachers, Postsecondary	100	25.73	22.28	27.46	25.59
25-2011	Preschool Teachers, Except Special Education	300	13.24	11.07	14.33	13.19
25-2012	Kindergarten Teachers, Except Special Education	40	54,337	39,375	61,819	50,592
25-2021	Elementary School Teachers, Except Special Education	900	60,444	43,411	68,961	59,196
25-2022	Middle School Teachers, Except Special and Career/Technical Education	330	63,642	47,795	71,565	63,082
25-2031	Secondary School Teachers, Except Special and Career/Technical Education	740	65,667	52,110	72,445	63,229
25-2032	Career/Technical Education Teachers, Secondary School	80	72,679	61,332	78,353	75,596
25-2052	Special Education Teachers, Kindergarten and Elementary School	270	64,600	50,507	71,647	64,050
25-2058	Special Education Teachers, Secondary School	190	64,049	49,405	71,371	63,298
25-2059	Special Education Teachers, All Other	10	85,114	69,577	92,883	91,250
25-3021	Self-Enrichment Teachers	20	22.26	13.21	26.79	18.44
25-3031	Substitute Teachers, Short-Term	60	15.98	12.39	17.77	14.48

SOC	OCCUPATIONAL TITLE	Empl	(\$) Mean	(\$) Entry	(\$) Exp	(\$) Median
25-3041	Tutors	30	14.90	11.25	16.72	13.42
25-3099	Teachers and Instructors, All Other	20	69,560	57,728	75,476	71,344
25-4012	Curators	10	29.68	21.40	33.82	30.58
25-4013	Museum Technicians and Conservators	20	16.55	14.40	17.62	15.31
25-4022	Librarians and Media Collections Specialists	60	28.94	22.16	32.32	26.33
25-4031	Library Technicians	10	19.13	15.47	20.96	18.66
25-9031	Instructional Coordinators	190	34.66	24.99	39.50	37.11
25-9045	Teaching Assistants, Except Postsecondary	760	35,440	28,046	39,137	35,792
27-0000	<u>Arts, Design, Entertainment, Sports, and Media Occupations</u>	620	24.68	13.47	30.28	18.99
27-1023	Floral Designers	20	16.74	13.42	18.40	16.45
27-1024	Graphic Designers	40	23.00	15.01	26.99	20.27
27-1026	Merchandise Displayers and Window Trimmers	160	15.52	12.92	16.82	14.63
27-2022	Coaches and Scouts	130	N/A	N/A	N/A	N/A
27-3031	Public Relations Specialists	140	30.21	17.90	36.37	27.30
27-3041	Editors	20	N/A	N/A	N/A	N/A
27-4011	Audio and Video Technicians	10	27.89	21.99	30.83	29.50
27-4021	Photographers	20	18.62	12.80	21.53	14.22
29-0000	<u>Healthcare Practitioners and Technical Occupations</u>	4,510	40.18	20.89	49.82	32.70
29-1011	Chiropractors	10	42.94	22.76	53.04	35.98
29-1021	Dentists, General	70	N/A	N/A	N/A	N/A
29-1031	Dietitians and Nutritionists	50	28.96	23.00	31.94	28.15
29-1041	Optometrists	NA	56.19	36.67	65.96	54.19
29-1051	Pharmacists	130	60.08	46.23	67.00	62.37
29-1071	Physician Assistants	70	57.43	42.67	64.81	53.37
29-1122	Occupational Therapists	60	38.20	28.35	43.13	34.44
29-1123	Physical Therapists	120	44.11	32.11	50.11	43.82
29-1126	Respiratory Therapists	40	34.52	26.66	38.44	32.13
29-1127	Speech-Language Pathologists	NA	42.14	29.82	48.31	43.00
29-1131	Veterinarians	80	54.00	35.69	63.16	39.60
29-1141	Registered Nurses	1,630	36.28	28.67	40.08	37.65

SOC	OCCUPATIONAL TITLE	Empl	(\$) Mean	(\$) Entry	(\$) Exp	(\$) Median
29-1171	Nurse Practitioners	90	57.99	45.17	64.40	59.62
29-1215	Family Medicine Physicians	50	109.43	67.84	130.23	91.34
29-1223	Psychiatrists	10	122.67	82.46	N/A	114.17
29-1229	Physicians, All Other	130	141.54	100.09	N/A	N/A
29-1292	Dental Hygienists	140	40.66	35.96	43.01	39.18
29-2010	Clinical Laboratory Technologists and Technicians	NA	25.79	17.80	29.79	25.17
29-2035	Magnetic Resonance Imaging Technologists	20	36.33	29.92	39.53	37.04
29-2042	Emergency Medical Technicians	130	18.34	14.25	20.39	16.67
29-2052	Pharmacy Technicians	200	16.99	13.17	18.90	17.32
29-2055	Surgical Technologists	50	26.88	21.61	29.52	24.46
29-2056	Veterinary Technologists and Technicians	100	20.12	14.92	22.72	21.97
29-2061	Licensed Practical and Licensed Vocational Nurses	520	24.74	20.91	26.66	23.14
29-2072	Medical Records Specialists	80	18.13	14.79	19.79	15.37
29-2099	Health Technologists and Technicians, All Other	30	24.19	17.14	27.71	22.82
31-0000	Healthcare Support Occupations	3,160	15.55	11.63	17.50	14.32
31-1120	Home Health and Personal Care Aides	NA	12.77	11.12	13.60	12.13
31-1131	Nursing Assistants	890	16.84	14.40	18.05	16.82
31-2011	Occupational Therapy Assistants	20	32.27	28.59	34.11	33.00
31-2021	Physical Therapist Assistants	50	27.77	16.91	33.20	32.00
31-2022	Physical Therapist Aides	40	15.01	12.95	16.05	14.07
31-9091	Dental Assistants	150	22.35	15.32	25.86	21.57
31-9092	Medical Assistants	340	16.09	13.63	17.32	16.07
31-9094	Medical Transcriptionists	40	18.41	11.46	21.89	19.05
31-9096	Veterinary Assistants and Laboratory Animal Caretakers	30	14.48	11.80	15.82	13.84
33-0000	Protective Service Occupations	1,340	27.51	14.45	34.05	23.81
33-1012	First-Line Supervisors of Police and Detectives	100	54.93	39.50	62.64	56.56
33-1091	First-Line Supervisors of Security Workers	40	24.48	17.65	27.89	21.72
33-2011	Firefighters	NA	20.72	16.52	22.82	18.52
33-3021	Detectives and Criminal Investigators	20	41.06	26.88	48.15	34.04
33-3051	Police and Sheriff's Patrol Officers	400	36.31	23.88	42.52	34.92

SOC	OCCUPATIONAL TITLE	Empl	(\$) Mean	(\$) Entry	(\$) Exp	(\$) Median
33-9032	Security Guards	210	15.62	12.60	17.13	14.94
33-9092	Lifeguards, Ski Patrol, and Other Recreational Protective Service Workers	30	12.04	10.50	12.80	10.50
33-9094	School Bus Monitors	80	15.14	13.77	15.83	14.84
33-9099	Protective Service Workers, All Other	40	19.86	13.71	22.93	22.26
35-0000	<u>Food Preparation and Serving Related Occupations</u>	6,000	14.44	10.77	16.27	13.33
35-1011	Chefs and Head Cooks	80	27.85	20.21	31.67	23.79
35-1012	First-Line Supervisors of Food Preparation and Serving Workers	520	20.40	14.98	23.11	20.09
35-2011	Cooks, Fast Food	400	11.95	10.53	12.65	11.25
35-2012	Cooks, Institution and Cafeteria	510	18.06	15.00	19.60	17.99
35-2014	Cooks, Restaurant	630	14.27	11.76	15.52	13.60
35-2015	Cooks, Short Order	20	13.29	11.29	14.29	12.00
35-2021	Food Preparation Workers	350	13.76	11.46	14.91	13.46
35-3011	Bartenders	280	15.48	10.58	17.93	13.19
35-3023	Fast Food and Counter Workers	1,730	12.63	10.79	13.55	12.91
35-3031	Waiters and Waitresses	770	14.37	10.51	16.30	12.93
35-9011	Dining Room and Cafeteria Attendants and Bartender Helpers	150	12.81	10.68	13.88	12.50
35-9021	Dishwashers	230	11.76	10.52	12.38	11.18
35-9031	Hosts and Hostesses, Restaurant, Lounge, and Coffee Shop	160	11.33	10.50	11.75	10.66
37-0000	<u>Building and Grounds Cleaning and Maintenance Occupations</u>	2,300	16.06	11.76	18.21	14.32
37-1011	First-Line Supervisors of Housekeeping and Janitorial Workers	140	21.15	15.28	24.08	20.84
37-1012	First-Line Supervisors of Landscaping and Groundskeeping Workers	50	23.05	16.69	26.23	19.15
37-2011	Janitors and Cleaners, Except Maids and Housekeeping Cleaners	1,180	15.06	11.61	16.78	13.59
37-2012	Maids and Housekeeping Cleaners	380	12.64	10.61	13.65	13.00
37-2021	Pest Control Workers	20	20.31	15.08	22.93	18.47
37-3011	Landscaping and Groundskeeping Workers	450	16.25	13.73	17.52	16.26
37-3012	Pesticide Handlers, Sprayers, and Applicators, Vegetation	20	N/A	N/A	N/A	N/A
39-0000	<u>Personal Care and Service Occupations</u>	1,510	16.58	11.21	19.27	14.44
39-1014	First-Line Supervisors of Entertainment and Recreation Workers	30	23.65	15.80	27.58	23.23
39-1022	First-Line Supervisors of Personal Service Workers	40	19.62	15.14	21.86	18.03

SOC	OCCUPATIONAL TITLE	Empl	(\$) Mean	(\$) Entry	(\$) Exp	(\$) Median
39-2011	Animal Trainers	30	20.16	13.40	23.54	16.24
39-2021	Animal Caretakers	120	13.93	11.73	15.03	13.29
39-3011	Gambling Dealers	NA	18.42	11.05	22.10	20.79
39-3031	Ushers, Lobby Attendants, and Ticket Takers	40	13.30	10.79	14.55	12.52
39-3091	Amusement and Recreation Attendants	170	13.10	10.58	14.35	12.26
39-4031	Morticians, Undertakers, and Funeral Arrangers	30	36.13	20.11	44.13	34.09
39-5012	Hairdressers, Hairstylists, and Cosmetologists	160	16.11	10.92	18.70	13.92
39-9011	Childcare Workers	120	12.91	10.81	13.95	11.68
39-9031	Exercise Trainers and Group Fitness Instructors	100	20.51	12.57	24.48	18.38
39-9032	Recreation Workers	90	15.87	11.70	17.96	14.95
39-9041	Residential Advisors	180	14.72	13.48	15.34	14.44
41-0000	<u>Sales and Related Occupations</u>	6,590	19.25	11.40	23.18	14.14
41-1011	First-Line Supervisors of Retail Sales Workers	700	24.53	16.66	28.47	22.50
41-1012	First-Line Supervisors of Non-Retail Sales Workers	80	40.89	28.01	47.33	36.51
41-2011	Cashiers	2,180	12.46	10.72	13.34	12.54
41-2021	Counter and Rental Clerks	170	19.41	13.51	22.37	17.38
41-2022	Parts Salespersons	150	16.61	13.12	18.36	15.54
41-2031	Retail Salespersons	2,010	15.36	11.09	17.49	13.46
41-3021	Insurance Sales Agents	210	33.56	15.36	42.65	27.01
41-3031	Securities, Commodities, and Financial Services Sales Agents	120	35.62	19.31	43.77	30.00
41-3091	Sales Representatives of Services	340	30.41	16.14	37.54	23.11
41-4011	Sales Reps., Wholesale and Manuf., Technical and Scientific Products	50	55.87	34.76	66.43	62.07
41-4012	Sales Reps., Wholesale and Manuf., Except Tech. and Scientific Products	350	34.63	20.17	41.86	29.41
41-9022	Real Estate Sales Agents	NA	25.59	15.78	30.50	23.03
41-9031	Sales Engineers	10	86.14	55.62	101.39	75.86
43-0000	<u>Office and Administrative Support Occupations</u>	8,450	19.67	13.67	22.67	18.00
43-1011	First-Line Supervisors of Office and Administrative Support Workers	830	27.66	18.86	32.07	26.19
43-2011	Switchboard Operators, Including Answering Service	30	16.66	12.53	18.72	14.87
43-3011	Bill and Account Collectors	120	18.75	14.98	20.63	18.20
43-3021	Billing and Posting Clerks	120	20.67	14.91	23.56	20.87

SOC	OCCUPATIONAL TITLE	Empl	(\$) Mean	(\$) Entry	(\$) Exp	(\$) Median
43-3031	Bookkeeping, Accounting, and Auditing Clerks	740	20.19	14.93	22.82	18.54
43-3051	Payroll and Timekeeping Clerks	60	21.75	14.65	25.29	22.92
43-3061	Procurement Clerks	30	17.79	13.07	20.15	15.60
43-3071	Tellers	160	17.55	14.35	19.15	17.45
43-4031	Court, Municipal, and License Clerks	300	18.27	14.99	19.92	18.05
43-4051	Customer Service Representatives	920	17.13	12.58	19.40	16.19
43-4071	File Clerks	130	14.79	12.24	16.07	13.30
43-4081	Hotel, Motel, and Resort Desk Clerks	90	13.16	11.25	14.11	13.24
43-4111	Interviewers, Except Eligibility and Loan	40	26.80	20.95	29.73	25.98
43-4131	Loan Interviewers and Clerks	90	18.68	13.33	21.35	19.53
43-4141	New Accounts Clerks	10	21.09	18.31	22.48	18.36
43-4151	Order Clerks	20	15.68	12.64	17.20	13.84
43-4161	Human Resources Assistants, Except Payroll and Timekeeping	90	19.12	14.66	21.34	18.57
43-4171	Receptionists and Information Clerks	330	13.65	11.19	14.88	13.05
43-4199	Information and Record Clerks, All Other	80	24.60	19.70	27.05	24.66
43-5021	Couriers and Messengers	30	15.43	12.09	17.10	15.07
43-5031	Public Safety Telecommunicators	50	22.04	16.94	24.60	22.36
43-5032	Dispatchers, Except Police, Fire, and Ambulance	60	21.25	14.02	24.86	21.30
43-5041	Meter Readers, Utilities	10	24.74	19.23	27.49	21.24
43-5051	Postal Service Clerks	40	28.61	22.54	31.65	28.73
43-5052	Postal Service Mail Carriers	180	26.57	19.03	30.34	24.80
43-5061	Production, Planning, and Expediting Clerks	80	25.19	18.66	28.46	24.28
43-5071	Shipping, Receiving, and Inventory Clerks	360	17.60	13.35	19.72	16.33
43-6011	Executive Secretaries and Executive Administrative Assistants	150	27.10	20.46	30.42	24.80
43-6012	Legal Secretaries and Administrative Assistants	110	24.46	16.85	28.27	22.74
43-6013	Medical Secretaries and Administrative Assistants	660	17.46	14.05	19.16	16.98
43-6014	Secretaries and Admin. Assistants, Except Legal, Medical, and Executive	1,340	19.35	14.72	21.67	18.28
43-9021	Data Entry Keyers	80	16.52	12.84	18.36	14.76
43-9041	Insurance Claims and Policy Processing Clerks	50	21.46	15.88	24.25	19.60
43-9051	Mail Clerks and Mail Machine Operators, Except Postal Service	30	16.10	13.28	17.52	16.28
43-9061	Office Clerks, General	760	17.12	12.39	19.49	15.38

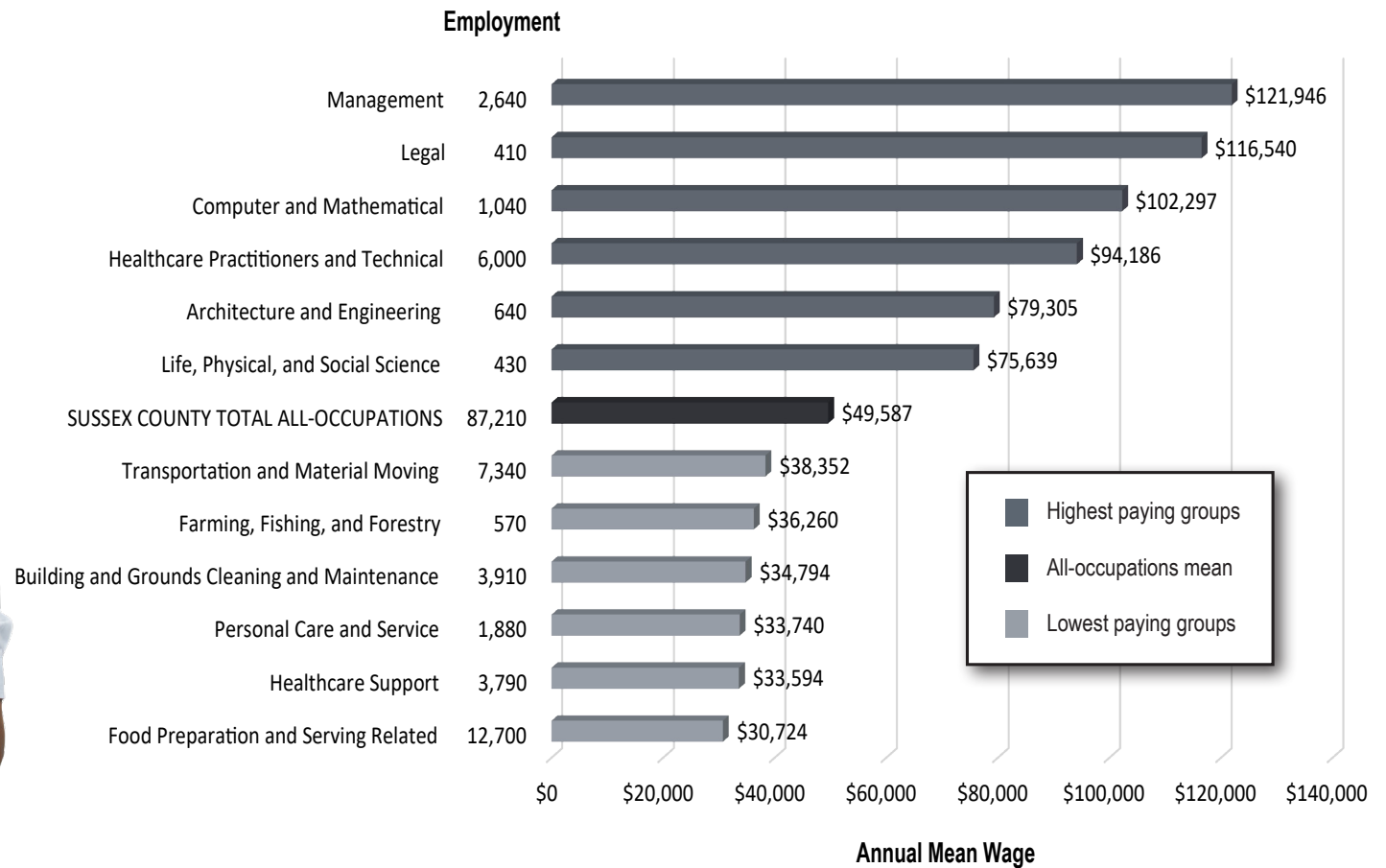
SOC	OCCUPATIONAL TITLE	Empl	(\$) Mean	(\$) Entry	(\$) Exp	(\$) Median
43-9071	Office Machine Operators, Except Computer	20	17.55	14.04	19.30	16.29
43-9199	Office and Administrative Support Workers, All Other	70	20.50	15.23	23.14	19.23
45-0000	<u>Farming, Fishing, and Forestry Occupations</u>	180	16.99	11.51	19.72	15.62
45-1011	First-Line Supervisors of Farming, Fishing, and Forestry Workers	20	27.86	22.54	30.52	24.71
47-0000	<u>Construction and Extraction Occupations</u>	2,250	25.34	16.63	29.70	22.62
47-1011	First-Line Supervisors of Construction Trades and Extraction Workers	310	35.89	25.37	41.15	35.11
47-2021	Brickmasons and Blockmasons	30	29.81	23.16	33.14	28.72
47-2031	Carpenters	150	26.09	18.63	29.82	26.58
47-2051	Cement Masons and Concrete Finishers	50	23.70	18.71	26.19	22.42
47-2061	Construction Laborers	380	19.03	14.35	21.36	18.43
47-2073	Operating Engineers and Other Construction Equipment Operators	210	23.24	18.08	25.83	20.83
47-2111	Electricians	290	25.53	17.05	29.77	24.81
47-2141	Painters, Construction and Maintenance	50	N/A	N/A	N/A	N/A
47-2152	Plumbers, Pipefitters, and Steamfitters	120	27.54	16.07	33.27	27.76
47-2181	Roofers	30	21.82	17.45	24.00	22.20
47-2211	Sheet Metal Workers	50	30.32	21.13	34.92	31.83
47-3011	Helpers--Brick-, Block-, Stonemasons, and Tile and Marble Setters	20	21.19	17.48	23.04	21.63
47-3012	Helpers--Carpenters	30	15.71	12.53	17.30	15.06
47-3013	Helpers--Electricians	NA	16.79	13.41	18.48	16.88
47-3015	Helpers--Pipelayers, Plumbers, Pipefitters, and Steamfitters	20	16.81	14.62	17.91	17.95
47-4011	Construction and Building Inspectors	120	31.81	21.27	37.08	28.44
47-4031	Fence Erectors	40	19.23	16.94	20.38	18.30
47-4090	Miscellaneous Construction and Related Workers	40	20.94	18.20	22.31	21.26
47-5022	Excavating and Loading Machine and Dragline Operators, Surface Mining	10	23.29	18.62	25.63	22.64
49-0000	<u>Installation, Maintenance, and Repair Occupations</u>	2,550	25.99	16.44	30.77	24.26
49-1011	First-Line Supervisors of Mechanics, Installers, and Repairers	280	36.31	25.08	41.92	36.29
49-2011	Computer, Automated Teller, and Office Machine Repairers	30	19.00	14.88	21.06	18.00
49-2022	Telecommunications Equip. Installers and Repairers, Except Line Installers	100	25.68	19.23	28.90	24.69
49-2094	Electrical and Electronics Repairers, Commercial and Industrial Equipment	70	33.40	26.02	37.08	33.13

SOC	OCCUPATIONAL TITLE	Empl	(\$) Mean	(\$) Entry	(\$) Exp	(\$) Median
49-3011	Aircraft Mechanics and Service Technicians	NA	33.65	29.68	35.64	34.30
49-3021	Automotive Body and Related Repairers	80	25.80	17.60	29.90	22.98
49-3023	Automotive Service Technicians and Mechanics	310	23.00	15.23	26.89	22.52
49-3031	Bus and Truck Mechanics and Diesel Engine Specialists	80	24.73	17.20	28.49	23.95
49-3041	Farm Equipment Mechanics and Service Technicians	30	20.74	15.09	23.56	17.35
49-3042	Mobile Heavy Equipment Mechanics, Except Engines	60	24.02	19.11	26.48	20.83
49-3053	Outdoor Power Equipment and Other Small Engine Mechanics	40	18.97	14.33	21.29	18.37
49-3093	Tire Repairers and Changers	50	13.88	11.43	15.11	13.96
49-9021	Heating, Air Conditioning, and Refrigeration Mechanics and Installers	140	24.12	19.04	26.65	21.24
49-9041	Industrial Machinery Mechanics	240	28.38	22.01	31.57	29.69
49-9062	Medical Equipment Repairers	20	27.24	17.37	32.17	24.92
49-9071	Maintenance and Repair Workers, General	480	21.11	15.11	24.11	19.62
49-9091	Coin, Vending, and Amusement Machine Servicers and Repairers	20	21.75	14.75	25.24	26.12
49-9098	Helpers--Installation, Maintenance, and Repair Workers	80	16.19	12.53	18.03	14.71
49-9099	Installation, Maintenance, and Repair Workers, All Other	60	24.37	14.30	29.41	18.28
51-0000	<u>Production Occupations</u>	3,520	19.85	14.49	22.53	17.67
51-1011	First-Line Supervisors of Production and Operating Workers	210	33.48	23.53	38.46	31.78
51-2090	Miscellaneous Assemblers and Fabricators	370	19.40	15.45	21.37	17.43
51-3011	Bakers	30	15.95	12.64	17.61	16.11
51-3021	Butchers and Meat Cutters	40	21.98	17.75	24.10	22.75
51-3092	Food Batchmakers	170	19.40	14.13	22.03	22.90
51-3093	Food Cooking Machine Operators and Tenders	10	15.86	13.03	17.27	14.92
51-4041	Machinists	30	28.49	22.57	31.46	30.28
51-4121	Welders, Cutters, Solderers, and Brazers	110	22.84	17.92	25.30	21.61
51-5112	Printing Press Operators	30	19.27	15.37	21.22	18.49
51-6011	Laundry and Dry-Cleaning Workers	90	13.32	10.85	14.56	12.20
51-6031	Sewing Machine Operators	60	N/A	N/A	N/A	N/A
51-8031	Water and Wastewater Treatment Plant and System Operators	90	24.83	20.00	27.25	25.30
51-8093	Petroleum Pump System Operators, Refinery Operators, and Gaugers	20	24.09	20.30	25.98	22.07
51-9012	Separating, Filtering, Clarifying, Precipitating, and Still Machine Operators	10	21.46	14.58	24.91	21.20
51-9023	Mixing and Blending Machine Setters, Operators, and Tenders	70	16.80	13.98	18.21	14.66

SOC	OCCUPATIONAL TITLE	Empl	(\$) <u>Mean</u>	(\$) <u>Entry</u>	(\$) <u>Exp</u>	(\$) <u>Median</u>
51-9061	Inspectors, Testers, Sorters, Samplers, and Weighers	200	20.49	14.57	23.46	19.63
51-9111	Packaging and Filling Machine Operators and Tenders	340	18.76	15.31	20.49	18.10
51-9124	Coating, Painting, and Spraying Machine Setters, Operators, and Tenders	40	23.11	16.94	26.19	20.25
51-9161	Computer Numerically Controlled Tool Operators	10	20.82	18.97	21.74	21.63
51-9192	Cleaning, Washing, and Metal Pickling Equipment Operators and Tenders	10	21.35	17.82	23.11	21.97
51-9198	Helpers--Production Workers	50	17.31	13.93	19.01	17.46
53-0000	<u>Transportation and Material Moving Occupations</u>	6,750	19.38	12.37	22.88	17.61
53-1047	First-Line Supervisors of Transportation and Material-Moving Workers	260	27.30	18.38	31.75	24.97
53-2011	Airline Pilots, Copilots, and Flight Engineers	30	208,439	125,386	249,965	170,435
53-3011	Ambulance Drivers and Attendants, Except Emergency Medical Technicians	10	15.33	14.94	15.52	15.00
53-3031	Driver/Sales Workers	230	13.00	10.50	14.25	10.50
53-3032	Heavy and Tractor-Trailer Truck Drivers	900	23.23	18.46	25.62	22.76
53-3033	Light Truck Drivers	540	21.80	11.91	26.75	18.35
53-3051	Bus Drivers, School	370	18.68	15.35	20.35	18.14
53-3053	Shuttle Drivers and Chauffeurs	150	17.02	11.37	19.85	15.11
53-3099	Motor Vehicle Operators, All Other	50	17.30	11.11	20.40	15.75
53-6021	Parking Attendants	40	13.69	11.43	14.81	13.46
53-6031	Automotive and Watercraft Service Attendants	60	13.66	11.51	14.73	13.82
53-6051	Transportation Inspectors	10	26.43	16.87	31.21	17.98
53-7051	Industrial Truck and Tractor Operators	1,210	22.19	19.20	23.68	24.25
53-7061	Cleaners of Vehicles and Equipment	160	13.27	10.50	14.66	13.46
53-7062	Laborers and Freight, Stock, and Material Movers, Hand	730	16.39	13.58	17.80	15.18
53-7064	Packers and Packagers, Hand	260	13.90	11.52	15.08	11.94
53-7065	Stockers and Order Fillers	1,430	14.28	11.40	15.72	13.13

SUSSEX COUNTY DATA

Annual Mean Wages and Employment for the Highest and Lowest Paying Major Occupational Groups



SOC	OCCUPATIONAL TITLE	Empl	(\$) <i>Mean</i>	(\$) <i>Entry</i>	(\$) <i>Exp</i>	(\$) <i>Median</i>
00-0000	<i>Total all occupations</i>	87,210	23.84	12.73	29.40	17.82
11-0000	<u>Management Occupations</u>	2,640	58.63	29.86	73.01	51.23
11-1011	Chief Executives	20	132.10	77.56	N/A	110.74
11-1021	General and Operations Managers	740	63.20	33.16	78.22	51.75
11-2021	Marketing Managers	30	73.89	47.92	86.87	64.45
11-2022	Sales Managers	90	77.14	46.68	92.37	73.26
11-3012	Administrative Services Managers	20	59.36	42.75	67.66	56.42
11-3013	Facilities Managers	20	60.94	42.42	70.20	58.54
11-3021	Computer and Information Systems Managers	150	92.04	70.93	N/A	100.63
11-3031	Financial Managers	140	85.08	54.04	100.59	74.20
11-3051	Industrial Production Managers	100	61.91	43.99	70.87	61.02
11-3061	Purchasing Managers	10	78.00	60.06	86.97	74.06
11-3071	Transportation, Storage, and Distribution Managers	30	65.57	44.50	76.11	64.32
11-3121	Human Resources Managers	40	71.88	46.96	84.34	66.17
11-9021	Construction Managers	110	53.02	40.99	59.04	49.99
11-9031	Education and Childcare Administrators, Preschool and Daycare	50	24.18	17.23	27.66	21.42
11-9032	Education Administrators, Kindergarten through Secondary	160	119,257	105,401	126,185	122,341
11-9041	Architectural and Engineering Managers	40	71.24	55.59	79.07	71.75
11-9051	Food Service Managers	210	35.57	28.30	39.21	35.71
11-9081	Lodging Managers	50	27.33	14.96	33.51	29.71
11-9111	Medical and Health Services Managers	150	62.87	41.21	73.70	57.59
11-9131	Postmasters and Mail Superintendents	20	41.90	38.10	43.81	41.24
11-9141	Property, Real Estate, and Community Association Managers	210	29.13	21.03	33.18	27.67
11-9151	Social and Community Service Managers	110	32.76	25.34	36.46	30.17
11-9171	Funeral Home Managers	10	44.15	35.11	48.66	37.50
11-9199	Managers, All Other	70	66.69	33.91	83.09	54.82
13-0000	<u>Business and Financial Operations Occupations</u>	3,070	35.93	21.20	43.30	31.27
13-1020	Buyers and Purchasing Agents	160	33.45	21.29	39.54	30.97
13-1031	Claims Adjusters, Examiners, and Investigators	30	35.16	22.65	41.41	35.01
13-1041	Compliance Officers	200	29.60	20.52	34.14	28.06
13-1051	Cost Estimators	300	29.77	22.14	33.58	26.11

SOC	OCCUPATIONAL TITLE	Empl	(\$) Mean	(\$) Entry	(\$) Exp	(\$) Median
13-1071	Human Resources Specialists	300	29.32	18.83	34.57	27.11
13-1081	Logisticians	50	38.51	27.44	44.05	38.33
13-1082	Project Management Specialists	110	41.62	28.11	48.38	41.81
13-1111	Management Analysts	300	36.29	17.64	45.62	27.39
13-1121	Meeting, Convention, and Event Planners	40	21.27	15.03	24.39	18.60
13-1131	Fundraisers	20	27.45	18.70	31.82	27.34
13-1141	Compensation, Benefits, and Job Analysis Specialists	20	29.58	21.05	33.84	27.16
13-1151	Training and Development Specialists	180	33.68	22.83	39.10	34.66
13-1161	Market Research Analysts and Marketing Specialists	180	38.73	21.80	47.19	37.11
13-1199	Business Operations Specialists, All Other	60	39.02	22.83	47.11	31.60
13-2011	Accountants and Auditors	720	35.22	22.79	41.44	31.92
13-2020	Property Appraisers and Assessors	10	24.94	20.40	27.22	24.66
13-2041	Credit Analysts	30	53.17	27.78	65.86	59.64
13-2051	Financial and Investment Analysts	30	51.46	35.45	59.47	47.13
13-2052	Personal Financial Advisors	100	55.93	34.36	66.71	52.70
13-2054	Financial Risk Specialists	100	58.68	45.53	65.25	62.23
13-2072	Loan Officers	80	47.88	25.52	59.06	45.91
13-2099	Financial Specialists, All Other	20	38.92	26.69	45.04	35.49
15-0000	Computer and Mathematical Occupations	1,040	49.18	27.17	60.19	47.55
15-1211	Computer Systems Analysts	190	65.21	34.66	80.49	48.57
15-1212	Information Security Analysts	60	72.36	44.77	86.16	67.02
15-1231	Computer Network Support Specialists	30	27.37	21.28	30.42	26.44
15-1232	Computer User Support Specialists	150	29.06	20.00	33.59	26.53
15-1241	Computer Network Architects	20	60.70	42.47	69.81	61.49
15-1242	Database Administrators	30	38.40	24.99	45.10	35.72
15-1244	Network and Computer Systems Administrators	70	40.19	26.40	47.09	38.18
15-1251	Computer Programmers	40	45.52	33.87	51.34	42.15
15-1252	Software Developers	190	53.38	32.02	64.07	50.09
15-1253	Software Quality Assurance Analysts and Testers	150	49.48	46.26	51.09	50.75
15-1255	Web and Digital Interface Designers	30	23.23	15.36	27.17	20.75
15-1299	Computer Occupations, All Other	10	52.41	43.23	57.00	49.60

SOC	OCCUPATIONAL TITLE	Empl	(\$) Mean	(\$) Entry	(\$) Exp	(\$) Median
17-0000	<u>Architecture and Engineering Occupations</u>	640	38.13	21.95	46.22	35.81
17-1011	Architects, Except Landscape and Naval	20	35.27	26.39	39.71	36.07
17-1012	Landscape Architects	10	23.98	16.09	27.93	26.76
17-1022	Surveyors	30	35.03	18.51	43.29	35.71
17-2051	Civil Engineers	70	44.47	30.62	51.39	45.02
17-2071	Electrical Engineers	40	48.19	33.91	55.33	43.52
17-2081	Environmental Engineers	20	N/A	N/A	N/A	N/A
17-2111	Health and Safety Engineers	10	42.69	30.61	48.73	43.58
17-2112	Industrial Engineers	80	42.32	31.02	47.98	40.27
17-2121	Marine Engineers and Naval Architects	10	42.17	28.54	48.99	39.65
17-2141	Mechanical Engineers	40	44.15	36.79	47.84	44.65
17-2199	Engineers, All Other	10	56.36	39.91	64.59	54.92
17-3011	Architectural and Civil Drafters	70	25.76	19.72	28.78	23.19
17-3013	Mechanical Drafters	30	24.75	19.59	27.34	23.82
17-3022	Civil Engineering Technologists and Technicians	40	22.19	16.32	25.12	19.34
17-3023	Electrical and Electronic Engineering Technologists and Technicians	10	27.47	17.22	32.60	21.42
17-3031	Surveying and Mapping Technicians	40	23.93	17.55	27.12	22.14
19-0000	<u>Life, Physical, and Social Science Occupations</u>	430	36.36	21.18	43.96	34.05
19-1042	Medical Scientists, Except Epidemiologists	40	60.64	37.95	71.98	64.99
19-3034	School Psychologists	60	35.37	27.09	39.51	34.02
19-3051	Urban and Regional Planners	70	28.16	17.85	33.31	29.29
19-4042	Environmental Science and Protection Technicians, Including Health	10	20.31	16.50	22.21	20.99
19-5011	Occupational Health and Safety Specialists	90	35.69	27.25	39.91	36.05
19-5012	Occupational Health and Safety Technicians	10	29.61	23.59	32.62	31.69
21-0000	<u>Community and Social Service Occupations</u>	1,310	24.48	16.66	28.39	22.74
21-1012	Educational, Guidance, and Career Counselors and Advisors	210	33.87	25.57	38.02	36.18
21-1013	Marriage and Family Therapists	30	26.18	24.75	26.90	25.09
21-1015	Rehabilitation Counselors	50	18.74	13.48	21.37	17.95
21-1018	Substance Abuse, Behavioral Disorder, and Mental Health Counselors	250	23.27	15.65	27.08	22.41
21-1021	Child, Family, and School Social Workers	180	21.94	17.75	24.04	19.60

SOC	OCCUPATIONAL TITLE	Empl	(\$) Mean	(\$) Entry	(\$) Exp	(\$) Median
21-1022	Healthcare Social Workers	80	27.78	18.90	32.22	27.49
21-1023	Mental Health and Substance Abuse Social Workers	90	23.46	18.60	25.89	21.60
21-1029	Social Workers, All Other	20	26.65	19.44	30.25	25.00
21-1091	Health Education Specialists	40	29.95	21.79	34.04	27.03
21-1093	Social and Human Service Assistants	150	17.23	13.67	19.01	17.30
21-1094	Community Health Workers	30	18.23	14.23	20.23	16.82
21-1099	Community and Social Service Specialists, All Other	80	19.72	16.70	21.23	17.70
23-0000	<u>Legal Occupations</u>	410	56.03	22.73	72.68	40.40
23-1011	Lawyers	190	83.51	43.37	103.57	73.05
23-1022	Arbitrators, Mediators, and Conciliators	10	31.20	19.13	37.23	40.28
23-1023	Judges, Magistrate Judges, and Magistrates	30	64.95	40.70	77.07	43.05
23-2011	Paralegals and Legal Assistants	130	26.65	18.95	30.49	23.29
23-2093	Title Examiners, Abstractors, and Searchers	10	24.61	15.16	29.33	27.00
23-2099	Legal Support Workers, All Other	10	39.95	26.83	46.50	32.94
25-0000	<u>Educational Instruction and Library Occupations</u>	4,940	27.68	16.90	33.07	28.66
25-1011	Business Teachers, Postsecondary	20	60,494	44,700	68,391	59,683
25-1072	Nursing Instructors and Teachers, Postsecondary	50	66,142	37,756	80,335	59,608
25-2011	Preschool Teachers, Except Special Education	280	13.93	11.23	15.28	13.19
25-2021	Elementary School Teachers, Except Special Education	550	63,205	46,647	71,484	58,874
25-2022	Middle School Teachers, Except Special and Career/Technical Education	380	65,721	51,207	72,978	63,525
25-2031	Secondary School Teachers, Except Special and Career/Technical Education	1,220	68,301	53,549	75,676	74,164
25-2032	Career/Technical Education Teachers, Secondary School	170	73,616	62,748	79,051	73,951
25-2052	Special Education Teachers, Kindergarten and Elementary School	220	64,364	49,828	71,632	62,205
25-2058	Special Education Teachers, Secondary School	360	68,085	51,914	76,171	74,319
25-3011	Adult Basic and Secondary Education, and Second Language Instructors	90	30.67	29.54	31.24	30.22
25-3021	Self-Enrichment Teachers	60	19.29	11.71	23.09	17.35
25-3031	Substitute Teachers, Short-Term	80	15.24	11.74	16.98	15.11
25-3041	Tutors	50	20.24	12.73	23.99	17.83
25-3099	Teachers and Instructors, All Other	20	58,845	41,597	67,468	67,467
25-4022	Librarians and Media Collections Specialists	80	31.31	22.32	35.81	29.33

SOC	OCCUPATIONAL TITLE	Empl	(\$) Mean	(\$) Entry	(\$) Exp	(\$) Median
25-4031	Library Technicians	30	17.46	13.13	19.63	17.43
25-9021	Farm and Home Management Educators	50	27.31	24.13	28.90	28.37
25-9031	Instructional Coordinators	150	29.56	18.44	35.12	32.48
25-9045	Teaching Assistants, Except Postsecondary	830	35,958	29,101	39,387	36,028
27-0000	Arts, Design, Entertainment, Sports, and Media Occupations	760	22.66	13.37	27.30	17.36
27-1023	Floral Designers	20	14.16	12.27	15.10	13.13
27-1024	Graphic Designers	70	24.21	16.00	28.31	21.84
27-1025	Interior Designers	50	25.23	17.56	29.07	23.96
27-1026	Merchandise Displayers and Window Trimmers	240	16.07	13.31	17.45	14.81
27-2012	Producers and Directors	30	29.27	15.20	36.31	24.24
27-2022	Coaches and Scouts	80	42,896	25,353	51,667	35,874
27-3031	Public Relations Specialists	90	31.70	16.19	39.45	27.86
27-3042	Technical Writers	20	43.06	29.52	49.83	37.98
27-3091	Interpreters and Translators	10	16.86	14.23	18.17	14.47
27-4011	Audio and Video Technicians	10	28.37	14.61	35.26	23.25
27-4021	Photographers	30	18.17	13.27	20.62	15.90
29-0000	Healthcare Practitioners and Technical Occupations	6,000	45.28	22.35	56.75	37.48
29-1011	Chiropractors	20	56.93	24.62	73.09	38.33
29-1021	Dentists, General	50	100.73	51.97	125.11	105.05
29-1031	Dietitians and Nutritionists	40	34.36	25.98	38.55	35.32
29-1041	Optometrists	20	51.32	30.68	61.63	51.35
29-1051	Pharmacists	210	60.57	47.93	66.89	63.33
29-1071	Physician Assistants	110	58.97	46.20	65.36	60.46
29-1122	Occupational Therapists	70	39.83	28.95	45.27	40.53
29-1123	Physical Therapists	150	45.86	33.83	51.88	44.80
29-1125	Recreational Therapists	10	22.10	17.79	24.26	21.42
29-1126	Respiratory Therapists	100	34.62	28.63	37.61	36.52
29-1127	Speech-Language Pathologists	130	39.14	30.46	43.48	38.56
29-1131	Veterinarians	60	N/A	N/A	N/A	N/A
29-1141	Registered Nurses	2,150	41.21	31.43	46.10	38.36

SOC	OCCUPATIONAL TITLE	Empl	(\$) Mean	(\$) Entry	(\$) Exp	(\$) Median
29-1161	Nurse Midwives	10	45.33	20.68	57.65	54.29
29-1171	Nurse Practitioners	200	57.11	41.06	65.14	57.04
29-1212	Cardiologists	40	N/A	139.21	N/A	N/A
29-1213	Dermatologists	20	104.75	85.41	114.43	85.41
29-1215	Family Medicine Physicians	120	118.87	65.98	N/A	N/A
29-1218	Obstetricians and Gynecologists	40	135.09	N/A	N/A	N/A
29-1221	Pediatricians, General	30	77.39	62.24	84.97	73.17
29-1229	Physicians, All Other	210	136.76	71.75	N/A	N/A
29-1292	Dental Hygienists	100	41.75	36.09	44.58	39.04
29-2010	Clinical Laboratory Technologists and Technicians	140	28.51	17.73	33.89	29.10
29-2031	Cardiovascular Technologists and Technicians	50	33.36	21.21	39.43	35.55
29-2032	Diagnostic Medical Sonographers	60	36.80	29.30	40.55	35.10
29-2033	Nuclear Medicine Technologists	20	41.86	33.57	46.01	38.60
29-2034	Radiologic Technologists and Technicians	240	31.18	24.71	34.42	29.43
29-2035	Magnetic Resonance Imaging Technologists	30	37.83	31.21	41.14	37.60
29-2042	Emergency Medical Technicians	320	18.43	16.17	19.55	17.66
29-2043	Paramedics	120	29.81	24.41	32.51	30.24
29-2051	Dietetic Technicians	20	16.51	13.02	18.26	14.12
29-2052	Pharmacy Technicians	280	17.61	13.58	19.62	17.41
29-2055	Surgical Technologists	90	26.23	21.31	28.69	26.45
29-2056	Veterinary Technologists and Technicians	60	18.94	14.45	21.18	18.43
29-2061	Licensed Practical and Licensed Vocational Nurses	360	27.93	23.44	30.18	29.19
29-2072	Medical Records Specialists	70	21.46	14.81	24.79	21.07
29-2081	Opticians, Dispensing	40	17.81	12.89	20.27	18.00
29-2099	Health Technologists and Technicians, All Other	50	22.19	17.88	24.34	22.88
31-0000	Healthcare Support Occupations	3,790	16.15	12.00	18.22	15.10
31-1120	Home Health and Personal Care Aides	1,610	12.63	11.21	13.34	13.03
31-1131	Nursing Assistants	950	17.00	15.02	17.98	16.87
31-1132	Orderlies	70	15.95	14.53	16.65	15.01
31-1133	Psychiatric Aides	NA	15.65	14.65	16.15	15.10
31-2011	Occupational Therapy Assistants	30	33.15	30.31	34.57	33.64

SOC	OCCUPATIONAL TITLE	Empl	(\$) Mean	(\$) Entry	(\$) Exp	(\$) Median
31-2021	Physical Therapist Assistants	80	30.96	21.51	35.69	32.22
31-2022	Physical Therapist Aides	60	14.95	13.87	15.49	14.53
31-9011	Massage Therapists	40	44.82	28.32	53.07	55.00
31-9091	Dental Assistants	120	23.45	15.40	27.48	22.52
31-9092	Medical Assistants	610	17.59	15.36	18.70	17.20
31-9093	Medical Equipment Preparers	50	22.05	16.78	24.68	22.43
31-9094	Medical Transcriptionists	20	20.55	17.13	22.26	19.18
31-9095	Pharmacy Aides	20	13.95	12.79	14.53	13.69
31-9096	Veterinary Assistants and Laboratory Animal Caretakers	20	15.66	12.45	17.27	14.67
31-9099	Healthcare Support Workers, All Other	10	17.64	16.05	18.44	16.54
33-0000	<u>Protective Service Occupations</u>	1,480	26.00	14.90	31.54	25.10
33-1012	First-Line Supervisors of Police and Detectives	60	50.49	37.44	57.01	49.16
33-1091	First-Line Supervisors of Security Workers	30	26.90	19.83	30.44	27.70
33-2011	Firefighters	130	18.60	16.38	19.71	18.31
33-3041	Parking Enforcement Workers	20	17.19	14.05	18.76	14.39
33-3051	Police and Sheriff's Patrol Officers	350	36.04	26.58	40.76	35.22
33-9032	Security Guards	230	16.05	12.94	17.61	16.07
33-9092	Lifeguards, Ski Patrol, and Other Recreational Protective Service Workers	70	12.51	10.94	13.29	12.56
33-9094	School Bus Monitors	70	15.00	13.67	15.66	15.05
33-9099	Protective Service Workers, All Other	30	13.69	11.83	14.61	14.28
35-0000	<u>Food Preparation and Serving Related Occupations</u>	12,700	14.77	10.78	16.77	13.53
35-1011	Chefs and Head Cooks	110	29.80	21.87	33.77	29.00
35-1012	First-Line Supervisors of Food Preparation and Serving Workers	1,210	20.75	15.13	23.56	20.20
35-2012	Cooks, Institution and Cafeteria	530	18.51	15.86	19.83	18.14
35-2014	Cooks, Restaurant	1,840	14.68	11.75	16.14	13.92
35-2015	Cooks, Short Order	50	13.62	11.27	14.79	12.60
35-2021	Food Preparation Workers	710	14.14	11.75	15.34	13.70
35-3011	Bartenders	880	15.62	10.52	18.17	13.38
35-3023	Fast Food and Counter Workers	2,560	12.72	10.83	13.67	12.71
35-3031	Waiters and Waitresses	2,480	14.78	10.53	16.90	12.84

SOC	OCCUPATIONAL TITLE	Empl	(\$) Mean	(\$) Entry	(\$) Exp	(\$) Median
35-3041	Food Servers, Nonrestaurant	110	13.23	11.38	14.16	13.20
35-9011	Dining Room and Cafeteria Attendants and Bartender Helpers	470	13.18	10.87	14.33	13.00
35-9021	Dishwashers	620	12.46	10.61	13.38	12.11
35-9031	Hosts and Hostesses, Restaurant, Lounge, and Coffee Shop	590	11.56	10.50	12.09	10.65
37-0000	<u>Building and Grounds Cleaning and Maintenance Occupations</u>	3,910	16.73	12.40	18.89	15.29
37-1011	First-Line Supervisors of Housekeeping and Janitorial Workers	150	23.32	17.10	26.43	22.74
37-1012	First-Line Supervisors of Landscaping and Groundskeeping Workers	160	26.82	18.45	31.01	26.41
37-2011	Janitors and Cleaners, Except Maids and Housekeeping Cleaners	1,350	16.24	11.93	18.39	14.63
37-2012	Maids and Housekeeping Cleaners	660	12.97	10.77	14.07	13.38
37-2019	Building Cleaning Workers, All Other	150	19.56	13.70	22.49	17.40
37-2021	Pest Control Workers	70	22.12	16.98	24.70	18.85
37-3011	Landscaping and Groundskeeping Workers	1,350	16.48	13.89	17.78	16.19
39-0000	<u>Personal Care and Service Occupations</u>	1,880	16.22	11.19	18.74	14.11
39-1014	First-Line Supervisors of Entertainment and Recreation Workers	60	23.57	17.49	26.61	22.79
39-1022	First-Line Supervisors of Personal Service Workers	50	20.89	18.59	22.04	19.13
39-2021	Animal Caretakers	150	14.06	11.21	15.49	13.41
39-3091	Amusement and Recreation Attendants	390	12.33	10.63	13.17	11.51
39-4021	Funeral Attendants	30	16.84	15.10	17.70	16.59
39-4031	Morticians, Undertakers, and Funeral Arrangers	20	33.04	20.85	39.13	30.15
39-5012	Hairdressers, Hairstylists, and Cosmetologists	320	17.94	12.00	20.91	14.31
39-5092	Manicurists and Pedicurists	110	13.03	11.42	13.83	11.61
39-5094	Skincare Specialists	30	55.18	29.75	67.89	67.26
39-6012	Concierges	NA	14.97	14.08	15.42	15.01
39-7010	Tour and Travel Guides	20	16.25	12.50	18.12	16.84
39-9011	Childcare Workers	350	13.81	11.77	14.84	14.11
39-9031	Exercise Trainers and Group Fitness Instructors	150	20.16	11.52	24.48	14.92
39-9032	Recreation Workers	100	15.84	12.23	17.64	14.65
39-9041	Residential Advisors	30	14.22	12.18	15.25	13.13

SOC	OCCUPATIONAL TITLE	Empl	(\$) Mean	(\$) Entry	(\$) Exp	(\$) Median
41-0000	Sales and Related Occupations	10,690	20.48	11.49	24.98	14.39
41-1011	First-Line Supervisors of Retail Sales Workers	1,010	24.37	16.87	28.12	22.39
41-1012	First-Line Supervisors of Non-Retail Sales Workers	120	41.47	28.39	48.01	37.09
41-2011	Cashiers	2,840	12.75	10.81	13.73	12.85
41-2021	Counter and Rental Clerks	220	20.13	14.16	23.12	18.75
41-2022	Parts Salespersons	170	18.30	13.76	20.58	17.69
41-2031	Retail Salespersons	3,800	14.69	10.91	16.59	13.38
41-3011	Advertising Sales Agents	40	27.74	13.42	34.90	21.12
41-3021	Insurance Sales Agents	320	35.11	13.83	45.75	23.21
41-3031	Securities, Commodities, and Financial Services Sales Agents	230	35.61	19.32	43.76	28.33
41-3041	Travel Agents	30	16.92	13.36	18.70	13.78
41-3091	Sales Representatives of Services	720	37.55	18.20	47.22	35.29
41-4011	Sales Reps., Wholesale and Manuf., Technical and Scientific Products	120	53.26	34.57	62.60	52.96
41-4012	Sales Reps., Wholesale and Manuf., Except Tech. and Scientific Products	600	37.09	21.45	44.91	31.54
41-9021	Real Estate Brokers	80	33.32	21.01	39.47	27.98
41-9022	Real Estate Sales Agents	350	23.88	15.64	28.00	22.42
43-0000	Office and Administrative Support Occupations	9,940	19.83	13.86	22.81	17.84
43-1011	First-Line Supervisors of Office and Administrative Support Workers	880	29.86	20.46	34.57	28.24
43-2011	Switchboard Operators, Including Answering Service	50	16.04	13.17	17.47	15.39
43-3011	Bill and Account Collectors	60	20.37	16.10	22.50	17.99
43-3021	Billing and Posting Clerks	150	19.92	14.97	22.39	18.68
43-3031	Bookkeeping, Accounting, and Auditing Clerks	1,050	21.26	15.09	24.34	21.23
43-3051	Payroll and Timekeeping Clerks	60	21.17	14.46	24.53	20.63
43-3061	Procurement Clerks	30	15.79	13.12	17.12	15.79
43-3071	Tellers	270	17.48	14.82	18.81	16.97
43-4031	Court, Municipal, and License Clerks	200	18.61	15.41	20.22	17.94
43-4051	Customer Service Representatives	950	18.35	13.11	20.97	16.77
43-4061	Eligibility Interviewers, Government Programs	30	19.85	17.22	21.16	20.51
43-4071	File Clerks	60	13.69	12.04	14.52	13.40
43-4081	Hotel, Motel, and Resort Desk Clerks	220	13.61	11.68	14.57	13.51
43-4111	Interviewers, Except Eligibility and Loan	50	20.62	16.73	22.56	17.05

SOC	OCCUPATIONAL TITLE	Empl	(\$) Mean	(\$) Entry	(\$) Exp	(\$) Median
43-4121	Library Assistants, Clerical	100	13.90	10.62	15.54	14.08
43-4131	Loan Interviewers and Clerks	70	18.95	12.84	22.00	19.17
43-4151	Order Clerks	60	15.19	13.83	15.86	13.94
43-4161	Human Resources Assistants, Except Payroll and Timekeeping	100	17.66	15.48	18.76	16.51
43-4171	Receptionists and Information Clerks	500	14.59	11.88	15.95	14.32
43-4199	Information and Record Clerks, All Other	30	18.43	14.51	20.38	15.97
43-5021	Couriers and Messengers	40	14.01	11.32	15.35	11.32
43-5031	Public Safety Telecommunicators	70	20.04	16.93	21.60	18.69
43-5032	Dispatchers, Except Police, Fire, and Ambulance	110	21.84	13.46	26.04	19.13
43-5041	Meter Readers, Utilities	10	26.00	20.25	28.88	22.97
43-5051	Postal Service Clerks	70	28.35	21.59	31.73	28.73
43-5052	Postal Service Mail Carriers	330	26.37	19.04	30.03	24.75
43-5061	Production, Planning, and Expediting Clerks	80	24.50	17.30	28.10	22.82
43-5071	Shipping, Receiving, and Inventory Clerks	780	17.79	14.14	19.62	17.51
43-5111	Weighers, Measurers, Checkers, and Samplers, Recordkeeping	30	16.74	13.92	18.15	16.59
43-6011	Executive Secretaries and Executive Administrative Assistants	130	27.21	17.61	32.00	24.54
43-6012	Legal Secretaries and Administrative Assistants	150	22.24	15.91	25.41	21.71
43-6013	Medical Secretaries and Administrative Assistants	1,000	17.81	15.12	19.15	16.57
43-6014	Secretaries and Admin. Assistants, Except Legal, Medical, and Executive	1,210	19.52	14.76	21.90	18.44
43-9021	Data Entry Keyers	50	14.21	11.28	15.67	14.17
43-9041	Insurance Claims and Policy Processing Clerks	20	19.80	16.02	21.69	18.46
43-9051	Mail Clerks and Mail Machine Operators, Except Postal Service	40	14.77	11.58	16.36	14.38
43-9061	Office Clerks, General	770	16.34	12.59	18.22	15.27
43-9071	Office Machine Operators, Except Computer	10	14.89	11.41	16.64	15.16
43-9199	Office and Administrative Support Workers, All Other	70	21.89	14.67	25.51	21.35
45-0000	Farming, Fishing, and Forestry Occupations	570	17.43	14.30	19.00	16.65
45-1011	First-Line Supervisors of Farming, Fishing, and Forestry Workers	30	28.24	23.22	30.75	28.06
45-2011	Agricultural Inspectors	30	24.78	20.32	27.00	26.52
45-2041	Graders and Sorters, Agricultural Products	310	16.33	15.69	16.65	16.65
45-2092	Farmworkers and Laborers, Crop, Nursery, and Greenhouse	100	14.48	11.35	16.05	14.20

SOC	OCCUPATIONAL TITLE	Empl	(\$) Mean	(\$) Entry	(\$) Exp	(\$) Median
45-2093	Farmworkers, Farm, Ranch, and Aquacultural Animals	40	17.42	15.16	18.55	17.77
45-4011	Forest and Conservation Workers	40	17.35	13.98	19.03	17.06
47-0000	Construction and Extraction Occupations	4,020	24.33	16.50	28.25	22.20
47-1011	First-Line Supervisors of Construction Trades and Extraction Workers	650	34.93	24.02	40.38	34.39
47-2021	Brickmasons and Blockmasons	30	23.57	18.87	25.91	24.28
47-2031	Carpenters	480	24.23	18.30	27.19	22.48
47-2041	Carpet Installers	30	27.41	20.09	31.07	24.50
47-2044	Tile and Stone Setters	20	25.40	17.73	29.24	23.20
47-2051	Cement Masons and Concrete Finishers	70	23.88	18.64	26.50	22.47
47-2061	Construction Laborers	520	18.59	14.44	20.67	17.57
47-2071	Paving, Surfacing, and Tamping Equipment Operators	20	22.95	18.96	24.95	22.33
47-2073	Operating Engineers and Other Construction Equipment Operators	340	23.06	18.26	25.46	21.45
47-2081	Drywall and Ceiling Tile Installers	100	20.72	17.65	22.25	20.39
47-2111	Electricians	380	23.75	16.69	27.28	22.93
47-2131	Insulation Workers, Floor, Ceiling, and Wall	30	19.78	18.10	20.62	18.57
47-2141	Painters, Construction and Maintenance	70	18.38	13.29	20.93	16.47
47-2151	Pipelayers	20	24.22	17.75	27.45	25.36
47-2152	Plumbers, Pipefitters, and Steamfitters	350	24.16	15.77	28.36	23.37
47-2181	Roofers	50	22.42	17.66	24.81	22.25
47-2211	Sheet Metal Workers	110	21.30	15.79	24.06	19.41
47-3011	Helpers--Brick-, Block-, Stonemasons, and Tile and Marble Setters	30	18.28	16.57	19.14	18.74
47-3012	Helpers--Carpenters	80	15.64	12.65	17.13	15.27
47-3013	Helpers--Electricians	60	17.23	14.26	18.71	17.00
47-3015	Helpers--Pipelayers, Plumbers, Pipefitters, and Steamfitters	60	17.38	15.18	18.48	17.44
47-4011	Construction and Building Inspectors	90	29.79	21.74	33.81	24.90
47-4031	Fence Erectors	40	19.89	17.06	21.30	18.50
47-4051	Highway Maintenance Workers	10	22.73	16.77	25.70	22.98
47-4071	Septic Tank Servicers and Sewer Pipe Cleaners	30	19.45	16.58	20.89	18.60
47-4090	Miscellaneous Construction and Related Workers	120	18.88	15.71	20.47	19.26
47-5022	Excavating and Loading Machine and Dragline Operators, Surface Mining	40	24.74	20.31	26.95	24.30
47-5023	Earth Drillers, Except Oil and Gas	20	32.73	21.82	38.18	27.37

SOC	OCCUPATIONAL TITLE	Empl	(\$) Mean	(\$) Entry	(\$) Exp	(\$) Median
49-0000	<u>Installation, Maintenance, and Repair Occupations</u>	3,600	24.22	15.72	28.47	22.22
49-1011	First-Line Supervisors of Mechanics, Installers, and Repairers	320	36.28	25.38	41.73	35.10
49-2011	Computer, Automated Teller, and Office Machine Repairers	20	20.10	15.64	22.33	21.14
49-2022	Telecommunications Equip. Installers and Repairers, Except Line Installers	90	23.74	16.36	27.43	22.76
49-2096	Electronic Equipment Installers and Repairers, Motor Vehicles	20	26.55	21.82	28.92	23.08
49-3011	Aircraft Mechanics and Service Technicians	20	32.44	24.83	36.25	35.82
49-3021	Automotive Body and Related Repairers	120	26.14	16.74	30.85	24.49
49-3023	Automotive Service Technicians and Mechanics	360	22.76	14.83	26.72	22.04
49-3031	Bus and Truck Mechanics and Diesel Engine Specialists	120	23.82	18.75	26.35	21.89
49-3041	Farm Equipment Mechanics and Service Technicians	80	21.55	15.07	24.80	19.24
49-3042	Mobile Heavy Equipment Mechanics, Except Engines	100	24.42	19.57	26.85	23.41
49-3051	Motorboat Mechanics and Service Technicians	70	23.83	17.40	27.04	23.00
49-3053	Outdoor Power Equipment and Other Small Engine Mechanics	60	18.67	13.79	21.11	18.50
49-3093	Tire Repairers and Changers	40	14.16	11.49	15.50	14.13
49-9012	Control and Valve Installers and Repairers, Except Mechanical Door	20	33.22	20.67	39.49	33.55
49-9021	Heating, Air Conditioning, and Refrigeration Mechanics and Installers	450	25.06	18.59	28.29	24.28
49-9041	Industrial Machinery Mechanics	120	27.14	20.00	30.72	24.95
49-9044	Millwrights	20	33.52	24.31	38.12	30.95
49-9051	Electrical Power-Line Installers and Repairers	80	43.79	32.39	49.49	50.48
49-9052	Telecommunications Line Installers and Repairers	50	35.41	21.65	42.29	39.09
49-9062	Medical Equipment Repairers	20	34.24	23.35	39.68	31.60
49-9071	Maintenance and Repair Workers, General	940	20.40	15.29	22.96	19.27
49-9091	Coin, Vending, and Amusement Machine Servicers and Repairers	10	26.17	24.05	27.23	26.69
49-9095	Manufactured Building and Mobile Home Installers	50	20.09	16.00	22.13	18.35
49-9098	Helpers--Installation, Maintenance, and Repair Workers	150	16.14	12.92	17.74	14.81
49-9099	Installation, Maintenance, and Repair Workers, All Other	140	18.72	13.29	21.44	16.25
51-0000	<u>Production Occupations</u>	6,050	18.61	13.86	20.99	15.22
51-1011	First-Line Supervisors of Production and Operating Workers	500	32.50	23.97	36.77	29.28
51-2028	Electrical, Electronic, and Electromechanical Assemblers	80	17.05	13.10	19.03	15.00
51-2041	Structural Metal Fabricators and Fitters	30	19.57	17.53	20.59	17.79
51-2090	Miscellaneous Assemblers and Fabricators	270	18.69	13.77	21.14	16.53

SOC	OCCUPATIONAL TITLE	Empl	(\$) Mean	(\$) Entry	(\$) Exp	(\$) Median
51-3011	Bakers	70	15.44	12.75	16.78	14.73
51-3021	Butchers and Meat Cutters	20	20.64	17.96	21.98	20.57
51-3022	Meat, Poultry, and Fish Cutters and Trimmers	2,610	14.93	13.55	15.63	15.19
51-3023	Slaughterers and Meat Packers	160	15.54	12.33	17.14	15.51
51-3092	Food Batchmakers	50	14.76	11.75	16.27	15.08
51-3099	Food Processing Workers, All Other	120	15.40	14.74	15.73	15.46
51-4021	Extruding and Drawing Machine Operators, Metal and Plastic	50	20.70	16.94	22.57	20.41
51-4031	Cutting, Punching, and Press Machine Operators, Metal and Plastic	60	17.94	14.46	19.67	18.33
51-4041	Machinists	50	22.76	18.00	25.14	23.33
51-4072	Molding, Coremaking, and Casting Machine Operators, Metal and Plastic	30	17.63	14.82	19.03	17.55
51-4121	Welders, Cutters, Solderers, and Brazers	120	21.92	16.04	24.85	20.34
51-5112	Printing Press Operators	40	19.69	14.46	22.31	17.26
51-6011	Laundry and Dry-Cleaning Workers	80	13.24	10.89	14.41	13.58
51-6031	Sewing Machine Operators	50	16.08	11.52	18.36	16.82
51-6099	Textile, Apparel, and Furnishings Workers, All Other	20	17.98	14.68	19.63	18.70
51-7011	Cabinetmakers and Bench Carpenters	30	18.75	14.97	20.64	18.23
51-7042	Woodworking Machine Setters, Operators, and Tenders, Except Sawing	20	15.13	11.95	16.72	13.78
51-8021	Stationary Engineers and Boiler Operators	20	33.99	27.27	37.35	31.17
51-8031	Water and Wastewater Treatment Plant and System Operators	80	24.28	20.00	26.42	24.13
51-9011	Chemical Equipment Operators and Tenders	240	26.75	21.87	29.19	24.99
51-9021	Crushing, Grinding, and Polishing Machine Setters, Operators, and Tenders	10	20.22	15.85	22.41	20.00
51-9023	Mixing and Blending Machine Setters, Operators, and Tenders	90	20.27	14.49	23.16	19.91
51-9032	Cutting and Slicing Machine Setters, Operators, and Tenders	10	20.44	16.29	22.51	21.67
51-9061	Inspectors, Testers, Sorters, Samplers, and Weighers	350	21.86	15.15	25.21	16.84
51-9111	Packaging and Filling Machine Operators and Tenders	330	15.90	14.57	16.57	15.32
51-9124	Coating, Painting, and Spraying Machine Setters, Operators, and Tenders	30	26.83	17.66	31.42	24.07
51-9161	Computer Numerically Controlled Tool Operators	20	22.28	18.15	24.35	21.78
51-9195	Molders, Shapers, and Casters, Except Metal and Plastic	60	19.67	17.45	20.79	18.67
51-9198	Helpers--Production Workers	50	14.19	11.06	15.76	14.17
51-9199	Production Workers, All Other	30	16.76	13.88	18.20	13.95

SOC	OCCUPATIONAL TITLE	Empl	(\$)Mean	(\$)Entry	(\$)Exp	(\$)Median
53-0000	<u>Transportation and Material Moving Occupations</u>	7,340	18.44	13.01	21.15	16.60
53-1047	First-Line Supervisors of Transportation and Material-Moving Workers	450	29.14	20.96	33.23	27.26
53-3011	Ambulance Drivers and Attendants, Except Emergency Medical Technicians	40	15.66	14.80	16.09	14.97
53-3031	Driver/Sales Workers	200	14.23	10.63	16.04	13.04
53-3032	Heavy and Tractor-Trailer Truck Drivers	1,150	24.41	19.00	27.12	22.82
53-3033	Light Truck Drivers	790	18.73	12.71	21.73	17.98
53-3051	Bus Drivers, School	340	18.97	15.67	20.62	18.02
53-3052	Bus Drivers, Transit and Intercity	80	15.90	13.61	17.04	14.97
53-3053	Shuttle Drivers and Chauffeurs	250	16.67	12.25	18.88	15.12
53-3099	Motor Vehicle Operators, All Other	70	16.35	12.53	18.26	17.90
53-5011	Sailors and Marine Oilers	20	22.27	15.55	25.63	21.80
53-5021	Captains, Mates, and Pilots of Water Vessels	20	39.52	21.63	48.46	34.96
53-6031	Automotive and Watercraft Service Attendants	40	13.76	11.69	14.79	13.68
53-6099	Transportation Workers, All Other	10	17.30	12.03	19.93	14.48
53-7051	Industrial Truck and Tractor Operators	230	17.96	14.75	19.57	17.49
53-7061	Cleaners of Vehicles and Equipment	290	14.32	12.03	15.47	15.27
53-7062	Laborers and Freight, Stock, and Material Movers, Hand	1,080	16.44	13.56	17.87	15.24
53-7063	Machine Feeders and Offbearers	30	17.93	15.85	18.97	18.91
53-7064	Packers and Packagers, Hand	710	15.01	13.79	15.62	15.36
53-7065	Stockers and Order Fillers	1,350	14.47	11.91	15.75	13.31
53-7081	Refuse and Recyclable Material Collectors	120	19.35	14.14	21.96	17.36

Delaware's 5 Lowest and 5 Highest Paying Occupations by Level of Education

Doctoral or Professional Degree	SOC Code	OCCUPATIONAL TITLE	EMPL	(\$)Mean
	23-1021	Administrative Law Judges, Adjudicators, and Hearing Officers	70	\$63,814
	29-1181	Audiologists	60	\$74,651
	29-1011	Chiropractors	130	\$87,755
	29-1123	Physical Therapists	980	\$96,470
	19-1021	Biochemists and Biophysicists	430	\$97,988
	ALL DOCTORAL OR PROFESSIONAL DEGREE MEAN			\$142,334
	29-1215	Family Medicine Physicians	480	\$229,985
	29-1216	General Internal Medicine Physicians	60	\$240,593
	29-1217	Neurologists	60	\$283,275
	29-1218	Obstetricians and Gynecologists	150	\$302,161
	29-1213	Dermatologists	50	\$308,235

Master's Degree	SOC Code	OCCUPATIONAL TITLE	EMPL	(\$)Mean
	21-1015	Rehabilitation Counselors	240	\$42,765
	21-1023	Mental Health and Substance Abuse Social Workers	520	\$52,770
	21-1013	Marriage and Family Therapists	210	\$54,600
	21-1022	Healthcare Social Workers	590	\$58,094
	19-3051	Urban and Regional Planners	410	\$62,733
	ALL MASTER'S DEGREE MEAN			\$86,469
	29-1171	Nurse Practitioners	990	\$120,578
	11-9032	Education Administrators, Kindergarten through Secondary	840	\$123,760
	29-1071	Physician Assistants	640	\$124,155
	11-9033	Education Administrators, Postsecondary	420	\$150,592
	29-1151	Nurse Anesthetists	70	\$198,078

NOTE: The occupations being displayed in the above tables have a minimum employment of 50.

Delaware's 5 Lowest and 5 Highest Paying Occupations by Level of Education

Bachelor's Degree	SOC Code	OCCUPATIONAL TITLE	EMPL	(\$)Mean
	25-3031	Substitute Teachers, Short-Term	490	\$35,298
	25-4013	Museum Technicians and Conservators	70	\$42,890
	21-1021	Child, Family, and School Social Workers	1,080	\$45,947
	21-1099	Community and Social Service Specialists, All Other	280	\$47,694
	29-1125	Recreational Therapists	70	\$47,798
	ALL BACHELOR'S DEGREE MEAN			\$99,039
	11-1021	General and Operations Managers	4,430	\$164,653
	11-9041	Architectural and Engineering Managers	460	\$165,360
	11-2021	Marketing Managers	1,380	\$175,115
	11-3031	Financial Managers	2,470	\$191,755
11-3021	Computer and Information Systems Managers	1,820	\$195,146	

Associate's Degree	SOC Code	OCCUPATIONAL TITLE	EMPL	(\$)Mean
	25-2011	Preschool Teachers, Except Special Education	2,010	\$29,723
	29-2051	Dietetic Technicians	70	\$36,109
	43-4161	Human Resources Assistants, Except Payroll and Timekeeping	420	\$41,808
	29-2056	Veterinary Technologists and Technicians	460	\$42,370
	49-2021	Radio, Cellular, and Tower Equipment Installers and Repairers	80	\$44,117
	ALL ASSOCIATE'S DEGREE MEAN			\$59,362
	29-2035	Magnetic Resonance Imaging Technologists	200	\$81,182
	17-3012	Electrical and Electronics Drafters	50	\$85,114
	29-2033	Nuclear Medicine Technologists	80	\$85,155
	29-1292	Dental Hygienists	730	\$89,502
29-1124	Radiation Therapists	50	\$108,077	

NOTE: The occupations being displayed in the above tables have a minimum employment of 50.

Delaware's 5 Lowest and 5 Highest Paying Occupations by Level of Education

Postsecondary Vocational Training	SOC Code	OCCUPATIONAL TITLE	EMPL	(\$)Mean
	39-5092	Manicurists and Pedicurists	750	\$29,099
	29-2053	Psychiatric Technicians	140	\$36,005
	31-1131	Nursing Assistants	4,310	\$36,670
	39-5012	Hairdressers, Hairstylists, and Cosmetologists	1,580	\$38,022
	31-9092	Medical Assistants	2,830	\$38,106
	ALL POSTSECONDARY VOCATIONAL TRAINING MEAN			\$48,336
	33-1021	First-Line Supervisors of Firefighting and Prevention Workers	60	\$74,110
	49-3011	Aircraft Mechanics and Service Technicians	340	\$77,792
	53-5021	Captains, Mates, and Pilots of Water Vessels	90	\$85,259
	49-2095	Electrical and Electronics Repairers, Powerhouse, Substation, and Relay	70	\$95,181
	53-2012	Commercial Pilots	230	\$122,325

High School Diploma	SOC Code	OCCUPATIONAL TITLE	EMPL	(\$)Mean
	39-9011	Childcare Workers	870	\$26,936
	43-4121	Library Assistants, Clerical	420	\$27,539
	31-1120	Home Health and Personal Care Aides	9,030	\$27,872
	43-4081	Hotel, Motel, and Resort Desk Clerks	550	\$29,120
	49-3093	Tire Repairers and Changers	270	\$30,035
	ALL HIGH SCHOOL DIPLOMA MEAN			\$48,877
	53-4031	Railroad Conductors and Yardmasters	100	\$88,858
	41-1012	First-Line Supervisors of Non-Retail Sales Workers	730	\$95,784
	33-3021	Detectives and Criminal Investigators	100	\$97,490
	33-1012	First-Line Supervisors of Police and Detectives	370	\$114,317
	11-3071	Transportation, Storage, and Distribution Managers	410	\$140,629

NOTE: The occupations being displayed in the above tables have a minimum employment of 50.

Delaware's 5 Lowest and 5 Highest Paying Occupations by Level of Education

No Formal Education	SOC Code	OCCUPATIONAL TITLE	EMPL	(\$)Mean	
	33-9092	Lifeguards, Ski Patrol, and Other Recreational Service Workers	280	\$23,962	
	39-5093	Shampooers	130	\$24,669	
	35-9031	Hosts and Hostesses, Restaurant, Lounge, and Coffee Shop	1,510	\$24,835	
	39-3091	Amusement and Recreation Attendants	1,430	\$26,478	
	35-9021	Dishwashers	1,730	\$26,666	
	ALL NO FORMAL EDUCATION MEAN				\$32,771
	47-2181	Roofers	250	\$49,504	
	47-2051	Cement Masons and Concrete Finishers	370	\$52,083	
	47-2151	Pipelayers	70	\$52,853	
47-2044	Tile and Stone Setters	60	\$55,869		
47-2041	Carpet Installers	150	\$59,301		

NOTE: The occupations being displayed in the above table have a minimum employment of 50.



Endorsements



BOARD OF GOVERNORS OF THE FEDERAL RESERVE SYSTEM
WASHINGTON, D.C. 20551

JEROME H. POWELL
CHAIRMAN

February 13, 2018

Dear Fellow American:

At the Federal Reserve, one of our main roles is to promote maximum employment, stable prices, and moderate long-term interest rates. This task requires accurate and timely information about the U.S. economy. Much of the vital economic information we use at the Federal Reserve comes from the U.S. Bureau of Labor Statistics. I am grateful for the people and businesses that participate in the Bureau of Labor Statistics surveys.

As a Bureau of Labor Statistics survey participant, you help enhance our understanding of the increasingly complex U.S. economy. The more we understand, the better we are able to fulfill our mission and promote the prosperity of American workers, consumers, and businesses.

The Federal Reserve uses the following information from the Bureau of Labor Statistics every day:

- Price statistics help us monitor inflation in the prices that consumers pay and producers receive for goods and services.
- Employment and unemployment statistics help us examine trends in job growth for the nation and for different geographic areas, industries, and occupations.
- Pay and benefit statistics provide us with insights about the well-being of American workers and their families.
- Productivity statistics help us understand trends in the efficiency of workers, which ultimately affect the nation's standard of living.

When you agree to participate in a Bureau of Labor Statistics survey, you help provide the vital statistics we use to analyze our economy and keep it strong. For that, I thank you.

Sincerely,

WorldatWork.

14040 N. Northsight Blvd.
Scottsdale, AZ 85260

May 7, 2019

Dear Member,

I am writing to let you know that the U.S. Bureau of Labor Statistics (BLS) is currently collecting data for the National Compensation Survey (NCS), Occupational Employment Survey (OES), and Occupational Requirements Survey (ORS) and I would like to encourage you to participate in these surveys.

The NCS program provides much needed information that is used to study the impact of total rewards available to employees today. The OES collects ranges of wage data and has the largest collection of occupations and wages within BLS. The ORS is a relatively new program which gets to the core of actual job duties and responsibilities for 92% of all occupations within the US Economy.

As you probably know, the research conducted by WorldatWork is used extensively by national and local policymakers, human resources consulting firms, plan sponsors, and both national and local media. The BLS survey data is no different.

The importance of both our data and the BLS surveys data to a wide variety of users makes these surveys worth your effort. Bureau of Labor Statistics practices provide for absolute confidentiality of the survey information provided by employers, and they also make every effort to assist your staff in completing the survey as efficiently as possible.

Your organization's cooperation and assistance are greatly appreciated. I thank you in advance for supporting this important endeavor.

Sincerely,

Scott Cawood, Ed.D., CCP, GRP
President & CEO



worldatwork.org

ACKNOWLEDGMENTS

This report uses the data derived from the Occupational Employment & Wage Statistics (OEWS) program.

The data were gathered and analyzed by our OEWS team:

Michelle McCarter, *Labor Market Information Supervisor*

Mark Wallner, *Senior Labor Market Analyst*

Kristie Manley, *Editor & Production Coordinator*, created the layout of the publication.

We would like to express our appreciation to all of the employers who participated in the survey; without their support, this publication would not be possible. If you need additional information about this or other publications, please contact our office at:

**Delaware Department of Labor
Office of Occupational & Labor Market Information
19 West Lea Blvd.
Wilmington, DE 19802
(302) 761-8062**

All publications are available online at <https://labor.delaware.gov/divisions/oolmi/>



DELAWARE DEPARTMENT OF LABOR
Office of Occupational & Labor Market Information

19 West Lea Boulevard
Wilmington, Delaware 19802

<https://labor.delaware.gov/divisions/oolmi/>



"The goal is to turn data into information, and information into insight."

~ Carly Fiorina

former executive, president, and chair of Hewlett-Packard Co.