

2008

# DELAWARE WAGES



## Occupational Employment Statistics

Office of Occupational & Labor Market Information

Delaware Department of Labor

John McMahon, Secretary

June 2009

## TABLE OF CONTENTS

Introduction.....	1
Statewide Wage Data.....	3
New Castle County Wage Data.....	21
Kent County Wage Data.....	37
Sussex County Wage Data.....	47
Acknowledgements.....	<i>Inside back cover</i>

## HIGHLIGHTS

- **Employment Levels and Mean Hourly Wage for Standard Occupational Classification Major Occupational Groups - Figure 1.....**4
- **Top Occupations:**
  - New Castle County - Figure 2.....22
  - Kent County - Figure 4 .....38
  - Sussex County - Figure 6.....48
- **Highest Paid Occupations:**
  - New Castle County - Figure 3.....22
  - Kent County - Figure 5.....38
  - Sussex County - Figure 7.....48

## INTRODUCTION

The Occupational Employment Statistics (OES) program is a cooperative effort of the U.S. Bureau of Labor Statistics (BLS) and state employment security agencies (in Delaware, the Office of Occupational and Labor Market Information (OOLMI) in the Delaware Department of Labor). As outlined in more detail below, BLS developed the procedures and methodology, while OOLMI conducts the survey and tabulates the responses. A software program developed by the North Carolina State Employment Security Commission is used to produce the wage and employment estimates. This means that these estimates are not official BLS estimates, but in most cases they are identical to the official BLS estimates. When they differ, it is by miniscule amounts. We do not use the official BLS estimates because they are not provided for Sussex or New Castle Counties, only Kent County (because it is a single-county metropolitan statistical area).

The OES program has ordinarily used three years of survey data, in order to increase reliability. Beginning in 2003, data collection was done twice yearly, with half the sample surveyed in the spring and half in the fall. Wage estimates are now updated once per year, after the results from the spring survey are available. The estimates in this publication were derived from surveys conducted from the fall of 2005 through the spring of 2008. Data from years prior to 2008 were updated to expected 2008 values using national cost index factors.

The survey universe is all employers covered by the state Unemployment Insurance program, both private and public. This covers about 92 percent of the state's workers. Self-employed, some non-profit organizations, and most agricultural employees are excluded. All establishments (units) with 250 or more employees are automatically included in the survey, while those with fewer

employees are randomly sampled for inclusion in the survey. The smallest units have the lowest probability of selection. Details are provided in the table below. Only data from the fall panel of surveys in 2005 and spring panel in 2008 are included in the 2008 wage estimates, which is why they are approximately half the size of the other years, which include both spring and fall panels.

Year	Survey Universe		Survey Sample		Usable Response	
	Units	Employment	Units	Employment	Units	Employment
2005	30,162	426,638	856	66,110	662	53,875
2006	30,126	422,143	1,687	115,689	1,305	92,320
2007	30,805	426,158	1,676	103,469	1,355	80,142
2008	29,510	424,297	848	50,962	732	38,991

Response rates averaged 80 percent over the four years of the survey. Nonresponding units have data imputed to them by means of a hot-deck "nearest neighbor" technique. This method finds the responding establishment (donor) which most closely resembles the nonresponding establishment, based on industry, size class, and area. The donor's data are then imputed to the nonresponding unit. Donors are used only once.

Occupations are classified using the Standard Occupational Classification (SOC) system, which consists of 23 major groups, 96 minor groups, 449 broad occupations, and 821 detailed occupations. Estimates at the major group and detailed occupation levels are included in this publication. More information regarding the SOC

system and occupational definitions can be found on the BLS website, <http://www.bls.gov/soc>.

Employers are not asked to supply exact wage rates for their employees. They are requested to indicate how many of their workers within each occupation are earning wages within each of the 12 ranges listed below. Conversion between hourly and annual wages is based on a 40 hour week, 52 week year (2,080 hours per year). Some occupations, for instance teachers, typically work a different schedule. Only annual wages are reported for these occupations. In the wage tables, these are printed in **bold** type. The table below shows the wage ranges used in the 2008 survey.

Range	Hourly Wage	Annual Wage
A	Under \$7.50	Under \$15,600
B	\$7.50 to \$9.49	\$15,600 to \$19,759
C	\$9.50 to \$11.99	\$19,760 to \$24,959
D	\$12.00 to \$15.24	\$24,960 to \$31,719
E	\$15.25 to \$19.24	\$31,720 to \$40,039
F	\$19.25 to \$24.49	\$40,040 to \$50,959
G	\$24.50 to \$30.99	\$50,960 to \$64,479
H	\$31.00 to \$39.24	\$64,480 to \$81,639
I	\$39.25 to \$49.74	\$81,640 to \$103,479
J	\$49.75 to \$63.24	\$103,480 to \$131,559
K	\$63.25 to \$79.99	\$131,560 to \$166,399
L	\$80.00 and over	\$166,400 and over

Wages include base rate, cost-of-living allowances, hazardous duty pay, incentive pay (including commissions, piece rates, and production

bonuses), tips, longevity pay, on-call pay, and portal-to-portal pay. Not included are back pay, overtime pay, severance pay, shift differentials, premium pay for holidays or weekends, meal and lodging allowances, uniform allowances, non-production bonuses, profit sharing distributions, or stock bonuses.

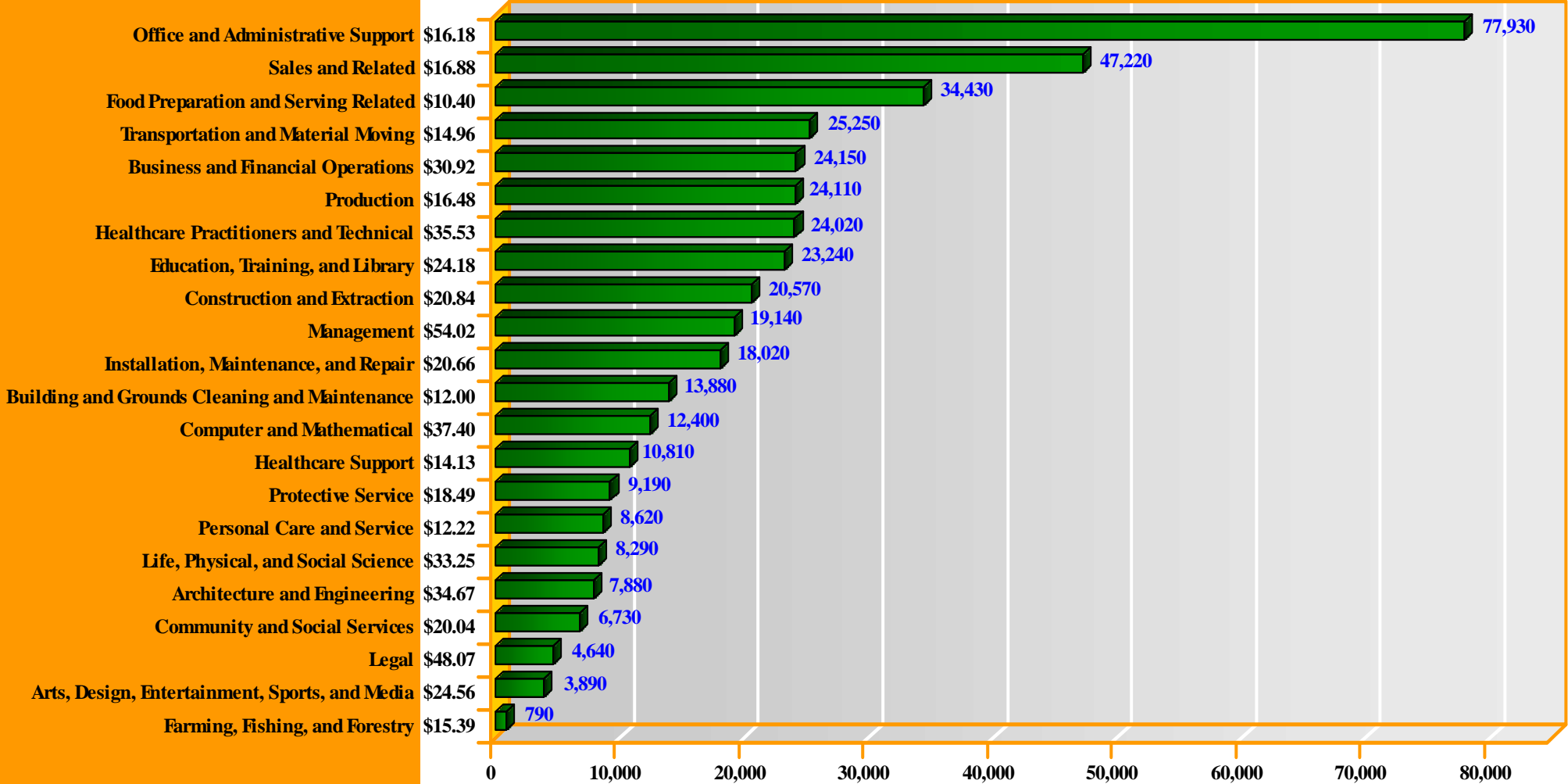
Although a wide variety of statistics are estimated from the raw data, we publish only five: the employment level (**EMPL**) for all employers in the area (state or county), including those not in the survey; the mean (average) wage (**MEAN**); the median wage (**MEDIAN**), which half the workers in an occupation make less than, and the other half more than; and entry-level (**ENTRY**) and experienced (**EXP**) wage rates. **NA** in the employment field means that the employment estimate does not meet publishability standards, but the wage estimates do. **N/A** in one of the wage fields signifies that a large portion of the responses are in the highest, unbounded wage category and a valid wage estimate is not possible. When all the wage estimates for an occupation do not meet standards, no estimates for the occupation are published.

To determine entry and experienced wage rates, an occupation's wage distribution is divided into thirds. The mean of the lowest third is the entry-level wage rate. The mean of the highest two-thirds is the experienced wage rate. It is important to note that employers are not requested to supply information on their workers' amount of experience.

Delaware Wages 2008

# Statewide

# Standard Occupational Classification Major Groups Employment Levels and Mean Wage



*Figure 1 - Employment distribution and mean hourly wage for Standard Occupational Classification (SOC) major occupational groups*

Delaware Wages 2008 - Statewide

CODE	OCCUPATIONAL TITLES	Empl	(\$) <b>Mean</b>	(\$) <b>Entry</b>	(\$) <b>Exp</b>	(\$) <b>Median</b>
<b>00-0000</b>	<b>Total all occupations</b>	425,210	21.76	9.79	27.74	16.86
<b>11-0000</b>	<b>Management Occupations</b>	19,140	54.02	28.97	66.54	48.92
11-1011	Chief Executives	500	92.88	N/A	N/A	N/A
11-1021	General and Operations Managers	4,180	60.13	31.25	74.56	52.91
11-2011	Advertising and Promotions Managers	140	42.38	22.58	52.28	41.89
11-2021	Marketing Managers	950	64.17	40.38	76.07	61.83
11-2022	Sales Managers	900	58.45	32.84	71.25	54.90
11-2031	Public Relations Managers	170	57.76	34.73	69.28	51.84
11-3011	Administrative Services Managers	800	47.18	30.22	55.66	42.74
11-3021	Computer and Information Systems Managers	1,280	62.24	42.85	71.93	60.06
11-3031	Financial Managers	2,140	60.02	38.11	70.98	54.78
11-3041	Compensation and Benefits Managers	270	53.14	34.16	62.64	43.96
11-3042	Training and Development Managers	120	58.12	37.53	68.42	56.40
11-3049	Human Resources Managers, All Other	130	63.28	39.17	75.33	55.36
11-3051	Industrial Production Managers	470	47.79	30.43	56.47	46.34
11-3061	Purchasing Managers	180	52.39	34.97	61.10	51.53
11-3071	Transportation, Storage, and Distribution Managers	480	55.91	30.03	68.85	50.71
11-9021	Construction Managers	910	45.31	27.54	54.20	40.37
11-9031	Education Administrators, Preschool and Child Care Center/Program	300	19.58	14.02	22.37	17.31
11-9032	Education Administrators, Elementary and Secondary School	560	<b>103,749</b>	<b>83,088</b>	<b>114,080</b>	<b>105,563</b>
11-9033	Education Administrators, Postsecondary	380	41.95	25.22	50.32	35.42
11-9039	Education Administrators, All Other	40	28.42	17.55	33.85	23.98
11-9041	Engineering Managers	360	61.58	44.57	70.08	57.80
11-9051	Food Service Managers	490	30.10	20.96	34.67	28.39
11-9061	Funeral Directors	90	36.15	21.20	43.62	35.33
11-9071	Gaming Managers	20	39.65	24.75	47.11	35.63
11-9081	Lodging Managers	120	29.80	19.77	34.82	28.23
11-9111	Medical and Health Services Managers	1,050	41.85	28.24	48.66	38.48
11-9121	Natural Sciences Managers	420	72.08	47.14	84.55	69.14
11-9141	Property, Real Estate, and Community Association Managers	280	35.07	18.65	43.28	31.84
11-9151	Social and Community Service Managers	690	30.26	22.67	34.06	29.19
11-9199	Managers, All Other	460	53.02	33.78	62.64	50.60

Delaware Wages 2008 - Statewide

CODE	OCCUPATIONAL TITLES	Empl	(\$) <u>Mean</u>	(\$) <u>Entry</u>	(\$) <u>Exp</u>	(\$) <u>Median</u>
<b>13-0000</b>	<b><u>Business and Financial Operations Occupations</u></b>	24,150	30.92	18.53	37.11	27.92
13-1022	Wholesale and Retail Buyers, Except Farm Products	300	24.26	13.63	29.57	19.54
13-1023	Purchasing Agents, Except Wholesale, Retail, and Farm Products	890	29.18	19.41	34.06	28.19
13-1031	Claims Adjusters, Examiners, and Investigators	870	26.03	18.38	29.86	24.67
13-1041	Compliance Officers, Except Ag., Const., Health and Safety, and Trans.	1,040	25.13	16.42	29.48	23.25
13-1051	Cost Estimators	780	28.82	17.17	34.65	26.02
13-1061	Emergency Management Specialists	20	31.86	23.53	36.02	31.16
13-1071	Employment, Recruitment, and Placement Specialists	630	27.27	16.79	32.51	23.93
13-1072	Compensation, Benefits, and Job Analysis Specialists	500	30.22	20.18	35.24	28.29
13-1073	Training and Development Specialists	950	29.30	19.32	34.29	28.72
13-1079	Human Resources, Training, and Labor Relations Specialists, All Other	610	29.12	20.77	33.29	27.59
13-1081	Logisticians	470	35.19	23.76	40.90	33.18
13-1111	Management Analysts	2,040	39.04	24.48	46.32	36.75
13-1121	Meeting and Convention Planners	180	25.31	17.90	29.01	25.17
13-1199	Business Operations Specialists, All Other	1,350	29.69	16.62	36.23	28.98
13-2011	Accountants and Auditors	4,890	32.35	19.97	38.54	29.16
13-2021	Appraisers and Assessors of Real Estate	170	24.98	14.11	30.41	22.05
13-2031	Budget Analysts	140	30.11	21.54	34.40	29.90
13-2041	Credit Analysts	1,750	24.92	16.72	29.02	21.97
13-2051	Financial Analysts	1,890	38.83	23.41	46.54	35.70
13-2052	Personal Financial Advisors	970	41.49	25.35	49.55	35.89
13-2053	Insurance Underwriters	540	29.75	19.26	34.99	27.63
13-2071	Loan Counselors	230	22.63	15.90	25.99	18.82
13-2072	Loan Officers	940	30.32	17.04	36.96	25.62
13-2081	Tax Examiners, Collectors, and Revenue Agents	180	26.62	17.60	31.13	23.37
13-2082	Tax Preparers	500	25.54	12.73	31.95	24.26
<b>15-0000</b>	<b><u>Computer and Mathematical Occupations</u></b>	12,400	37.40	22.54	44.83	35.58
15-1021	Computer Programmers	1,900	36.74	24.27	42.98	35.80
15-1031	Computer Software Engineers, Applications	1,250	43.38	31.66	49.24	44.17
15-1032	Computer Software Engineers, Systems Software	780	48.34	32.80	56.11	43.94
15-1041	Computer Support Specialists	1,950	26.89	18.70	30.99	25.42
15-1051	Computer Systems Analysts	3,020	40.15	22.28	49.08	38.24
15-1061	Database Administrators	610	36.88	24.65	43.00	35.68
15-1071	Network and Computer Systems Administrators	1,300	34.59	20.91	41.43	31.01
15-1081	Network Systems and Data Communications Analysts	750	38.69	24.55	45.76	36.78



## Delaware Wages 2008 - Statewide

CODE	OCCUPATIONAL TITLES	Empl	(\$) <u>Mean</u>	(\$) <u>Entry</u>	(\$) <u>Exp</u>	(\$) <u>Median</u>
15-1099	Computer Specialists, All Other	240	32.13	21.23	37.58	33.14
15-2011	Actuaries	140	50.10	30.14	60.09	47.37
15-2031	Operations Research Analysts	350	36.35	23.26	42.90	33.13
15-2041	Statisticians	70	35.21	19.62	43.00	31.38
<b>17-0000</b>	<b>Architecture and Engineering Occupations</b>	<b>7,880</b>	<b>34.67</b>	<b>18.95</b>	<b>42.53</b>	<b>32.96</b>
17-1011	Architects, Except Landscape and Naval	200	39.52	27.97	45.30	38.78
17-1012	Landscape Architects	110	23.01	13.75	27.64	22.22
17-1021	Cartographers and Photogrammetrists	10	23.97	19.82	26.05	23.53
17-1022	Surveyors	210	26.55	18.49	30.58	24.15
17-2011	Aerospace Engineers	60	38.06	25.77	44.21	35.58
17-2021	Agricultural Engineers	20	52.73	41.96	58.12	56.23
17-2041	Chemical Engineers	540	46.44	34.82	52.25	44.38
17-2051	Civil Engineers	950	41.21	28.23	47.69	39.45
17-2071	Electrical Engineers	740	42.88	28.90	49.87	42.21
17-2072	Electronics Engineers, Except Computer	440	44.71	29.28	52.42	43.60
17-2081	Environmental Engineers	250	34.50	21.75	40.88	31.39
17-2111	Health and Safety Engineers, Except Mining	110	38.50	30.83	42.34	38.88
17-2112	Industrial Engineers	690	37.67	25.63	43.69	37.49
17-2131	Materials Engineers	20	35.73	20.86	43.17	34.78
17-2141	Mechanical Engineers	440	40.11	25.87	47.23	38.15
17-3011	Architectural and Civil Drafters	420	22.10	15.30	25.50	21.42
17-3012	Electrical and Electronics Drafters	140	27.65	16.90	33.03	29.35
17-3013	Mechanical Drafters	220	28.03	16.63	33.73	26.40
17-3019	Drafters, All Other	20	22.89	15.33	26.68	19.28
17-3022	Civil Engineering Technicians	400	20.03	15.23	22.43	20.10
17-3023	Electrical and Electronic Engineering Technicians	710	22.39	10.62	28.28	23.61
17-3025	Environmental Engineering Technicians	80	18.89	14.03	21.31	18.24
17-3026	Industrial Engineering Technicians	220	21.83	15.30	25.09	20.69
17-3027	Mechanical Engineering Technicians	130	27.01	19.85	30.59	27.27
17-3029	Engineering Technicians, Except Drafters, All Other	20	29.13	23.93	31.73	29.30
17-3031	Surveying and Mapping Technicians	150	17.79	12.79	20.30	16.55

Delaware Wages 2008 - Statewide

CODE	OCCUPATIONAL TITLES	Empl	(\$) <u>Mean</u>	(\$) <u>Entry</u>	(\$) <u>Exp</u>	(\$) <u>Median</u>
<b>19-0000</b>	<b><u>Life, Physical, and Social Science Occupations</u></b>	8,290	33.25	19.80	39.97	30.69
19-1013	Soil and Plant Scientists	60	26.62	19.10	30.38	27.34
19-1021	Biochemists and Biophysicists	570	50.49	29.77	60.86	56.86
19-1022	Microbiologists	150	31.22	20.59	36.54	28.69
19-1023	Zoologists and Wildlife Biologists	10	40.61	32.10	44.87	38.57
19-1029	Biological Scientists, All Other	60	25.09	15.87	29.70	23.94
19-2031	Chemists	1,050	41.29	24.11	49.88	38.06
19-2032	Materials Scientists	70	38.46	20.56	47.41	37.52
19-2041	Environmental Scientists and Specialists, Including Health	310	29.44	21.31	33.50	28.09
19-2042	Geoscientists, Except Hydrologists and Geographers	50	33.66	19.78	40.60	25.89
19-2043	Hydrologists	30	31.52	23.36	35.61	28.53
19-2099	Physical Scientists, All Other	10	37.34	20.05	45.98	43.99
19-3011	Economists	80	35.84	27.17	40.17	35.41
19-3021	Market Research Analysts	1,810	35.80	22.82	42.29	34.99
19-3031	Clinical, Counseling, and School Psychologists	290	34.28	21.54	40.65	33.31
19-3051	Urban and Regional Planners	190	29.75	23.04	33.11	29.85
19-3093	Historians	40	25.57	18.55	29.08	24.42
19-3099	Social Scientists and Related Workers, All Other	100	31.48	25.28	34.57	30.54
19-4021	Biological Technicians	680	25.28	16.46	29.68	28.29
19-4031	Chemical Technicians	1,350	27.00	20.11	30.45	28.94
19-4061	Social Science Research Assistants	320	14.53	13.99	14.80	14.34
19-4091	Environmental Science and Protection Technicians, Including Health	80	17.38	12.72	19.71	16.29
<b>21-0000</b>	<b><u>Community and Social Services Occupations</u></b>	6,730	20.04	13.54	23.29	18.97
21-1011	Substance Abuse and Behavioral Disorder Counselors	170	16.97	11.94	19.48	15.68
21-1012	Educational, Vocational, and School Counselors	920	25.12	15.57	29.90	23.89
21-1014	Mental Health Counselors	150	19.71	13.80	22.66	19.43
21-1015	Rehabilitation Counselors	670	16.13	12.13	18.13	15.76
21-1019	Counselors, All Other	60	18.18	11.83	21.35	16.38
21-1021	Child, Family, and School Social Workers	1,740	20.03	14.98	22.55	19.05
21-1022	Medical and Public Health Social Workers	310	23.17	18.21	25.66	22.87
21-1023	Mental Health and Substance Abuse Social Workers	710	20.62	15.24	23.31	19.34
21-1029	Social Workers, All Other	90	25.39	19.39	28.39	24.72
21-1091	Health Educators	90	23.65	14.25	28.35	21.89
21-1093	Social and Human Service Assistants	790	14.14	10.33	16.05	13.90
21-1099	Community and Social Service Specialists, All Other	280	17.47	12.97	19.72	16.36

Delaware Wages 2008 - Statewide

CODE	OCCUPATIONAL TITLES	Empl	(\$) <b>Mean</b>	(\$) <b>Entry</b>	(\$) <b>Exp</b>	(\$) <b>Median</b>
<b>23-0000</b>	<b><u>Legal Occupations</u></b>	4,640	48.07	18.12	63.05	35.76
23-1011	Lawyers	2,340	70.74	38.49	86.86	67.11
23-1023	Judges, Magistrate Judges, and Magistrates	120	71.53	33.87	90.36	39.81
23-2011	Paralegals and Legal Assistants	1,160	24.53	17.05	28.27	23.22
23-2092	Law Clerks	690	18.34	13.53	20.75	17.61
23-2093	Title Examiners, Abstractors, and Searchers	100	16.78	11.78	19.28	17.87
<b>25-0000</b>	<b><u>Education, Training, and Library Occupations</u></b>	23,240	24.18	12.88	29.84	22.43
25-1011	Business Teachers, Postsecondary	270	<b>92,039</b>	<b>51,809</b>	<b>112,154</b>	<b>82,858</b>
25-1022	Mathematical Science Teachers, Postsecondary	140	<b>73,357</b>	<b>51,069</b>	<b>84,500</b>	<b>66,145</b>
25-1066	Psychology Teachers, Postsecondary	100	<b>84,874</b>	<b>49,576</b>	<b>102,523</b>	<b>72,209</b>
25-1067	Sociology Teachers, Postsecondary	80	<b>77,213</b>	<b>44,657</b>	<b>93,491</b>	<b>65,842</b>
25-1071	Health Specialties Teachers, Postsecondary	170	<b>56,076</b>	<b>35,378</b>	<b>66,425</b>	<b>46,981</b>
25-1072	Nursing Instructors and Teachers, Postsecondary	140	<b>66,285</b>	<b>47,244</b>	<b>75,806</b>	<b>66,741</b>
25-1081	Education Teachers, Postsecondary	180	<b>60,834</b>	<b>36,555</b>	<b>72,974</b>	<b>58,318</b>
25-1123	English Language and Literature Teachers, Postsecondary	270	<b>72,782</b>	<b>44,411</b>	<b>86,968</b>	<b>66,604</b>
25-1124	Foreign Language and Literature Teachers, Postsecondary	140	<b>49,935</b>	<b>30,991</b>	<b>59,407</b>	<b>45,559</b>
25-1191	Graduate Teaching Assistants	670	<b>28,133</b>	<b>16,586</b>	<b>33,907</b>	<b>25,684</b>
25-1194	Vocational Education Teachers, Postsecondary	340	21.29	16.12	23.88	20.94
25-2011	Preschool Teachers, Except Special Education	1,550	11.33	8.51	12.74	10.73
25-2012	Kindergarten Teachers, Except Special Education	540	<b>50,273</b>	<b>34,074</b>	<b>58,372</b>	<b>48,100</b>
25-2021	Elementary School Teachers, Except Special Education	4,770	<b>50,866</b>	<b>31,735</b>	<b>60,432</b>	<b>50,274</b>
25-2022	Middle School Teachers, Except Special and Vocational Education	1,930	<b>54,348</b>	<b>38,841</b>	<b>62,102</b>	<b>52,157</b>
25-2031	Secondary School Teachers, Except Special and Vocational Education	1,730	<b>57,985</b>	<b>41,446</b>	<b>66,254</b>	<b>57,350</b>
25-2041	Special Education Teachers, Preschool, Kindergarten, and Elem. School	1,240	<b>46,991</b>	<b>34,507</b>	<b>53,233</b>	<b>43,382</b>
25-2042	Special Education Teachers, Middle School	530	<b>55,096</b>	<b>41,324</b>	<b>61,982</b>	<b>52,529</b>
25-2043	Special Education Teachers, Secondary School	460	<b>58,184</b>	<b>41,351</b>	<b>66,600</b>	<b>56,424</b>
25-3021	Self-Enrichment Education Teachers	350	23.77	13.99	28.66	21.63
25-3099	Teachers and Instructors, All Other	1,660	<b>42,360</b>	<b>22,839</b>	<b>52,121</b>	<b>36,412</b>
25-4012	Curators	60	24.51	17.74	27.89	23.08
25-4013	Museum Technicians and Conservators	80	16.82	11.72	19.38	15.92
25-4021	Librarians	490	27.56	17.56	32.55	27.70
25-4031	Library Technicians	320	17.14	11.56	19.94	17.26

Delaware Wages 2008 - Statewide

CODE	OCCUPATIONAL TITLES	Empl	(\$) <b>Mean</b>	(\$) <b>Entry</b>	(\$) <b>Exp</b>	(\$) <b>Median</b>
25-9011	Audio-Visual Collections Specialists	20	18.10	12.12	21.09	18.12
25-9031	Instructional Coordinators	390	27.75	19.25	32.00	26.05
25-9041	Teacher Assistants	2,270	<b>28,600</b>	<b>18,609</b>	<b>33,596</b>	<b>26,450</b>
25-9099	Education, Training, and Library Workers, All Other	70	17.78	13.80	19.77	16.49
<b>27-0000</b>	<b><u>Arts, Design, Entertainment, Sports, and Media Occupations</u></b>	<b>3,890</b>	<b>24.56</b>	<b>11.65</b>	<b>31.02</b>	<b>19.83</b>
27-1011	Art Directors	50	34.00	25.86	38.07	32.20
27-1023	Floral Designers	140	12.13	9.91	13.24	11.59
27-1024	Graphic Designers	410	20.88	14.33	24.16	19.32
27-1025	Interior Designers	160	19.99	9.09	25.45	17.95
27-1026	Merchandise Displayers and Window Trimmers	320	14.46	10.94	16.21	13.84
27-1027	Set and Exhibit Designers	30	26.11	17.68	30.33	25.95
27-2021	Athletes and Sports Competitors	60	<b>59,010</b>	<b>15,232</b>	<b>80,900</b>	<b>35,742</b>
27-2022	Coaches and Scouts	360	<b>40,745</b>	<b>20,255</b>	<b>50,990</b>	<b>31,354</b>
27-3011	Radio and Television Announcers	40	16.36	9.32	19.87	12.04
27-3012	Public Address System and Other Announcers	40	14.19	8.11	17.23	15.75
27-3022	Reporters and Correspondents	110	21.35	11.88	26.09	17.48
27-3031	Public Relations Specialists	680	28.83	18.46	34.02	25.44
27-3041	Editors	210	28.03	20.60	31.75	26.55
27-3042	Technical Writers	120	26.31	20.36	29.28	25.92
27-3043	Writers and Authors	90	27.54	18.00	32.31	27.72
27-4011	Audio and Video Equipment Technicians	150	20.13	13.37	23.50	18.59
27-4012	Broadcast Technicians	50	22.89	11.77	28.45	25.83
27-4021	Photographers	140	14.18	8.67	16.93	12.21
27-4032	Film and Video Editors	20	20.01	15.61	22.21	19.84
27-4099	Media and Communication Equipment Workers, All Other	40	32.21	25.49	35.57	32.72
<b>29-0000</b>	<b><u>Healthcare Practitioners and Technical Occupations</u></b>	<b>24,020</b>	<b>35.53</b>	<b>17.91</b>	<b>44.34</b>	<b>29.98</b>
29-1011	Chiropractors	140	43.96	26.60	52.64	32.50
29-1021	Dentists, General	330	90.19	51.65	109.46	N/A
29-1031	Dietitians and Nutritionists	340	25.18	20.92	27.31	25.63
29-1041	Optometrists	60	50.14	33.76	58.33	39.94
29-1051	Pharmacists	780	48.22	36.75	53.95	50.98
29-1061	Anesthesiologists	160	98.97	N/A	N/A	N/A
29-1062	Family and General Practitioners	340	81.04	52.46	95.33	76.41
29-1063	Internists, General	240	95.85	N/A	N/A	N/A

Delaware Wages 2008 - Statewide

CODE	OCCUPATIONAL TITLES	Empl	(\$) <b>Mean</b>	(\$) <b>Entry</b>	(\$) <b>Exp</b>	(\$) <b>Median</b>
29-1064	Obstetricians and Gynecologists	50	83.76	36.25	107.51	N/A
29-1066	Psychiatrists	90	82.51	37.44	105.04	N/A
29-1067	Surgeons	330	97.05	N/A	N/A	N/A
29-1069	Physicians and Surgeons, All Other	1,170	77.43	23.14	104.58	N/A
29-1071	Physician Assistants	260	40.09	31.56	44.35	39.90
29-1081	Podiatrists	80	52.03	35.25	60.42	40.27
29-1111	Registered Nurses	9,060	33.13	26.22	36.58	32.43
29-1122	Occupational Therapists	300	29.08	18.59	34.33	27.59
29-1123	Physical Therapists	510	37.49	27.53	42.48	35.71
29-1125	Recreational Therapists	90	19.59	14.94	21.91	18.98
29-1126	Respiratory Therapists	370	27.76	23.66	29.80	28.02
29-1127	Speech-Language Pathologists	360	35.42	26.69	39.79	35.70
29-1129	Therapists, All Other	40	26.37	21.35	28.88	26.15
29-1131	Veterinarians	190	47.97	31.41	56.26	43.87
29-2011	Medical and Clinical Laboratory Technologists	400	26.90	21.48	29.61	27.25
29-2012	Medical and Clinical Laboratory Technicians	290	19.34	12.41	22.81	20.28
29-2021	Dental Hygienists	510	32.47	25.47	35.98	34.46
29-2031	Cardiovascular Technologists and Technicians	140	26.86	16.96	31.80	28.00
29-2032	Diagnostic Medical Sonographers	190	29.79	21.15	34.11	30.67
29-2033	Nuclear Medicine Technologists	80	32.61	27.99	34.91	31.96
29-2034	Radiologic Technologists and Technicians	850	27.68	20.76	31.14	27.49
29-2041	Emergency Medical Technicians and Paramedics	730	18.37	12.20	21.46	16.25
29-2051	Dietetic Technicians	170	12.30	8.37	14.26	11.52
29-2052	Pharmacy Technicians	1,440	13.15	8.66	15.39	12.27
29-2053	Psychiatric Technicians	180	16.20	14.50	17.05	15.74
29-2055	Surgical Technologists	210	19.65	15.97	21.49	20.03
29-2056	Veterinary Technologists and Technicians	240	15.26	11.06	17.36	15.10
29-2061	Licensed Practical and Licensed Vocational Nurses	2,140	22.32	17.87	24.54	22.41
29-2071	Medical Records and Health Information Technicians	400	15.22	10.84	17.42	14.36
29-2081	Opticians, Dispensing	120	16.21	12.92	17.85	15.67
29-2099	Health Technologists and Technicians, All Other	90	22.09	12.78	26.74	21.50
29-9011	Occupational Health and Safety Specialists	220	27.13	19.81	30.78	24.52
29-9012	Occupational Health and Safety Technicians	20	18.24	13.79	20.47	16.40
29-9091	Athletic Trainers	30	<b>44,930</b>	<b>38,207</b>	<b>48,291</b>	<b>46,956</b>
29-9099	Healthcare Practitioners and Technical Workers, All Other	90	24.58	13.83	29.96	16.74

Delaware Wages 2008 - Statewide

CODE	OCCUPATIONAL TITLES	Empl	(\$)Mean	(\$)Entry	(\$)Exp	(\$)Median
<b>31-0000</b>	<b><u>Healthcare Support Occupations</u></b>	10,810	14.13	10.57	15.91	13.60
31-1011	Home Health Aides	1,990	12.24	10.60	13.06	11.86
31-1012	Nursing Aides, Orderlies, and Attendants	5,170	13.52	10.66	14.95	13.51
31-2011	Occupational Therapist Assistants	110	24.85	19.01	27.76	25.62
31-2012	Occupational Therapist Aides	20	12.45	10.47	13.44	12.74
31-2021	Physical Therapist Assistants	190	23.10	17.79	25.75	23.16
31-2022	Physical Therapist Aides	210	13.01	9.32	14.86	11.98
31-9011	Massage Therapists	140	22.52	10.89	28.33	18.17
31-9091	Dental Assistants	770	16.63	12.14	18.87	16.67
31-9092	Medical Assistants	1,110	14.68	11.76	16.14	14.45
31-9093	Medical Equipment Preparers	190	14.92	10.72	17.02	14.89
31-9094	Medical Transcriptionists	220	15.91	12.70	17.51	15.90
31-9095	Pharmacy Aides	40	10.01	8.40	10.82	10.35
31-9096	Veterinary Assistants and Laboratory Animal Caretakers	250	11.73	8.55	13.32	10.98
31-9099	Healthcare Support Workers, All Other	310	16.63	13.07	18.41	16.77
<b>33-0000</b>	<b><u>Protective Service Occupations</u></b>	9,190	18.49	10.17	22.65	16.22
33-1012	First-Line Supervisors/Managers of Police and Detectives	180	42.26	30.53	48.13	43.04
33-1099	First-Line Supervisors/Managers, Protective Service Workers, All Other	200	21.51	15.88	24.33	20.47
33-2011	Fire Fighters	380	24.58	16.48	28.63	26.41
33-2021	Fire Inspectors and Investigators	80	22.76	16.70	25.80	22.06
33-3021	Detectives and Criminal Investigators	230	37.89	30.83	41.42	39.01
33-3051	Police and Sheriff's Patrol Officers	1,790	26.80	18.97	30.71	27.11
33-9011	Animal Control Workers	50	14.75	13.37	15.44	14.36
33-9032	Security Guards	3,600	11.83	9.24	13.13	11.34
33-9091	Crossing Guards	410	14.38	11.67	15.73	14.48
33-9092	Lifeguards, Ski Patrol, and Other Recreational Protective Service Workers	360	9.79	8.27	10.54	9.48
33-9099	Protective Service Workers, All Other	140	12.84	8.47	15.03	10.88
<b>35-0000</b>	<b><u>Food Preparation and Serving-Related Occupations</u></b>	34,430	10.40	7.60	11.80	9.17
35-1011	Chefs and Head Cooks	240	22.79	16.07	26.15	20.84
35-1012	First-Line Supervisors/Managers of Food Preparation and Serving Workers	2,500	16.46	11.46	18.96	15.60
35-2011	Cooks, Fast Food	690	9.85	7.47	11.04	8.66
35-2012	Cooks, Institution and Cafeteria	640	13.38	9.51	15.31	12.61
35-2014	Cooks, Restaurant	3,330	11.70	9.14	12.98	11.70
35-2015	Cooks, Short Order	460	9.70	7.70	10.70	9.16

Delaware Wages 2008 - Statewide

CODE	OCCUPATIONAL TITLES	Empl	(\$) <u>Mean</u>	(\$) <u>Entry</u>	(\$) <u>Exp</u>	(\$) <u>Median</u>
35-2021	Food Preparation Workers	1,820	9.86	7.71	10.94	9.18
35-3011	Bartenders	1,620	10.49	7.70	11.88	9.34
35-3021	Combined Food Preparation and Serving Workers, Including Fast Food	7,400	8.26	7.46	8.65	7.71
35-3022	Counter Attendants, Cafeteria, Food Concession, and Coffee Shop	3,200	11.13	8.04	12.67	10.67
35-3031	Waiters and Waitresses	7,350	10.04	7.61	11.25	9.09
35-3041	Food Servers, Nonrestaurant	800	10.55	8.21	11.72	10.47
35-9011	Dining Room and Cafeteria Attendants and Bartender Helpers	1,260	8.60	7.44	9.18	8.12
35-9021	Dishwashers	1,630	8.90	7.89	9.40	8.77
35-9031	Hosts and Hostesses, Restaurant, Lounge, and Coffee Shop	1,380	8.88	7.55	9.54	8.47
35-9099	Food Preparation and Serving Related Workers, All Other	80	11.42	8.60	12.82	11.90
<b>37-0000</b>	<b><u>Building and Grounds Cleaning and Maintenance Occupations</u></b>	<b>13,880</b>	<b>12.00</b>	<b>8.34</b>	<b>13.82</b>	<b>10.81</b>
37-1011	First-Line Supervisors/Managers of Housekeeping and Janitorial Workers	1,100	16.87	12.76	18.93	16.34
37-1012	First-Line Supervisors/Managers of Landscaping, Lawn Service Workers	310	23.87	16.00	27.80	23.44
37-2011	Janitors and Cleaners, Except Maids and Housekeeping Cleaners	6,730	11.07	8.11	12.55	10.02
37-2012	Maids and Housekeeping Cleaners	2,280	9.64	8.28	10.32	9.22
37-2021	Pest Control Workers	180	15.83	12.22	17.63	15.15
37-3011	Landscaping and Groundskeeping Workers	3,060	12.23	9.03	13.83	11.67
37-3012	Pesticide Handlers, Sprayers, and Applicators, Vegetation	130	17.57	13.09	19.81	17.81
<b>39-0000</b>	<b><u>Personal Care and Service Occupations</u></b>	<b>8,620</b>	<b>12.22</b>	<b>8.20</b>	<b>14.23</b>	<b>10.52</b>
39-1021	First-Line Supervisors/Managers of Personal Service Workers	340	18.37	10.74	22.18	17.37
39-2011	Animal Trainers	80	17.15	10.64	20.40	17.82
39-2021	Nonfarm Animal Caretakers	500	9.74	7.96	10.63	8.95
39-3021	Motion Picture Projectionists	10	10.06	8.09	11.04	9.45
39-3031	Ushers, Lobby Attendants, and Ticket Takers	190	9.09	7.67	9.80	8.62
39-3091	Amusement and Recreation Attendants	660	9.75	7.52	10.86	8.84
39-3093	Locker Room, Coatroom, and Dressing Room Attendants	30	10.70	7.90	12.10	9.81
39-4021	Funeral Attendants	130	14.08	9.47	16.39	12.12
39-5011	Barbers	140	14.53	9.08	17.26	14.31
39-5012	Hairdressers, Hairstylists, and Cosmetologists	1,500	14.42	8.59	17.33	12.48
39-5092	Manicurists and Pedicurists	130	10.86	8.79	11.90	9.78
39-5093	Shampooers	320	8.12	7.40	8.47	7.87
39-6011	Baggage Porters and Bellhops	30	11.11	7.76	12.78	9.30
39-6012	Concierges	40	12.57	9.83	13.94	11.73
39-6021	Tour Guides and Escorts	120	13.35	10.55	14.74	12.72

Delaware Wages 2008 - Statewide

CODE	OCCUPATIONAL TITLES	Empl	(\$)Mean	(\$)Entry	(\$)Exp	(\$)Median
39-6032	Transportation Attendants, Except Flight Attendants and Baggage Porters	30	12.18	8.97	13.79	13.08
39-9011	Child Care Workers	1,250	9.73	7.90	10.65	9.01
39-9021	Personal and Home Care Aides	500	9.93	8.51	10.64	9.65
39-9031	Fitness Trainers and Aerobics Instructors	1,010	12.80	8.67	14.87	11.56
39-9032	Recreation Workers	850	12.17	8.79	13.86	11.09
39-9041	Residential Advisors	360	15.04	10.61	17.26	14.49
39-9099	Personal Care and Service Workers, All Other	30	9.74	7.70	10.77	9.92
<b>41-0000</b>	<b>Sales and Related Occupations</b>	<b>47,220</b>	<b>16.88</b>	<b>8.21</b>	<b>21.22</b>	<b>11.74</b>
41-1011	First-Line Supervisors/Managers of Retail Sales Workers	3,670	20.24	12.70	24.01	18.59
41-1012	First-Line Supervisors/Managers of Non-Retail Sales Workers	640	36.60	22.85	43.47	33.56
41-2011	Cashiers	11,250	9.55	7.87	10.39	9.04
41-2021	Counter and Rental Clerks	1,580	11.59	7.64	13.57	10.28
41-2031	Retail Salespersons	17,130	11.92	8.11	13.83	9.85
41-3011	Advertising Sales Agents	210	23.54	13.30	28.66	18.92
41-3021	Insurance Sales Agents	980	29.00	16.67	35.17	23.74
41-3031	Securities, Commodities, and Financial Services Sales Agents	1,160	37.35	18.48	46.79	32.02
41-3041	Travel Agents	160	14.90	8.74	17.98	15.48
41-3099	Sales Representatives, Services, All Other	2,340	28.52	15.78	34.89	25.14
41-4011	Sales Reps., Wholesale and Manuf., Technical and Scientific Products	1,270	44.37	26.97	53.07	45.14
41-4012	Sales Reps., Wholesale and Manuf., Except Tech. and Scientific Products	2,790	31.88	17.14	39.26	27.34
41-9011	Demonstrators and Product Promoters	310	13.19	8.40	15.59	11.65
41-9021	Real Estate Brokers	100	36.26	15.60	46.59	22.98
41-9022	Real Estate Sales Agents	960	27.07	14.48	33.36	20.04
41-9031	Sales Engineers	180	41.63	27.93	48.48	43.24
41-9041	Telemarketers	1,140	15.20	10.89	17.36	14.61
41-9099	Sales and Related Workers, All Other	330	18.45	11.11	22.12	15.07
<b>43-0000</b>	<b>Office and Administrative Support Occupations</b>	<b>77,930</b>	<b>16.18</b>	<b>10.30</b>	<b>19.12</b>	<b>15.13</b>
43-1011	First-Line Supervisors/Managers of Office and Administrative Support Workers	4,280	25.16	16.31	29.58	23.59
43-2011	Switchboard Operators, Including Answering Service	500	12.31	9.51	13.70	11.95
43-2021	Telephone Operators	70	13.82	10.60	15.43	13.48
43-3011	Bill and Account Collectors	2,450	15.90	12.57	17.56	15.28
43-3021	Billing and Posting Clerks and Machine Operators	2,000	16.82	12.77	18.84	16.50
43-3031	Bookkeeping, Accounting, and Auditing Clerks	6,130	17.02	12.00	19.53	16.71
43-3051	Payroll and Timekeeping Clerks	460	17.25	12.86	19.45	17.60



Delaware Wages 2008 - Statewide

CODE	OCCUPATIONAL TITLES	Empl	(\$)Mean	(\$)Entry	(\$)Exp	(\$)Median
43-3071	Tellers	1,400	11.81	10.43	12.50	11.61
43-4011	Brokerage Clerks	230	19.80	13.68	22.86	19.45
43-4031	Court, Municipal, and License Clerks	220	16.21	13.08	17.77	15.68
43-4051	Customer Service Representatives	8,310	16.94	11.39	19.72	15.67
43-4071	File Clerks	710	12.87	9.68	14.46	12.59
43-4081	Hotel, Motel, and Resort Desk Clerks	600	10.08	8.56	10.84	9.87
43-4111	Interviewers, Except Eligibility and Loan	490	14.85	11.52	16.51	14.85
43-4121	Library Assistants, Clerical	310	9.53	7.88	10.35	8.67
43-4131	Loan Interviewers and Clerks	1,240	16.79	13.30	18.53	16.06
43-4141	New Accounts Clerks	390	16.04	13.76	17.18	16.06
43-4151	Order Clerks	1,010	17.45	11.46	20.45	18.43
43-4161	Human Resources Assistants, Except Payroll and Timekeeping	430	17.10	13.23	19.03	17.05
43-4171	Receptionists and Information Clerks	3,450	12.14	9.14	13.64	11.75
43-4181	Reservation and Transportation Ticket Agents and Travel Clerks	100	11.05	8.82	12.17	9.40
43-4199	Information and Record Clerks, All Other	390	17.16	12.45	19.52	17.41
43-5011	Cargo and Freight Agents	60	17.71	11.18	20.97	15.95
43-5021	Couriers and Messengers	400	12.03	9.33	13.38	11.49
43-5031	Police, Fire, and Ambulance Dispatchers	220	18.00	13.54	20.24	17.06
43-5032	Dispatchers, Except Police, Fire, and Ambulance	660	19.07	12.28	22.47	17.57
43-5041	Meter Readers, Utilities	180	20.66	15.88	23.05	21.51
43-5061	Production, Planning, and Expediting Clerks	720	20.04	12.87	23.62	19.72
43-5071	Shipping, Receiving, and Traffic Clerks	2,020	14.43	9.51	16.89	13.52
43-5081	Stock Clerks and Order Fillers	6,190	11.09	8.14	12.56	10.17
43-5111	Weighers, Measurers, Checkers, and Samplers, Recordkeeping	120	16.26	11.27	18.76	15.74
43-6011	Executive Secretaries and Administrative Assistants	4,830	21.05	15.06	24.04	20.39
43-6012	Legal Secretaries	1,260	21.45	14.68	24.84	21.40
43-6013	Medical Secretaries	2,450	15.29	11.39	17.24	14.80
43-6014	Secretaries, Except Legal, Medical, and Executive	6,400	15.40	11.16	17.52	15.00
43-9011	Computer Operators	540	19.67	14.07	22.47	19.28
43-9021	Data Entry Keyers	1,230	12.52	9.52	14.02	12.21
43-9022	Word Processors and Typists	270	16.98	12.17	19.39	16.54
43-9031	Desktop Publishers	40	16.78	11.20	19.58	14.95
43-9041	Insurance Claims and Policy Processing Clerks	800	17.83	13.64	19.92	17.22

Delaware Wages 2008 - Statewide

CODE	OCCUPATIONAL TITLES	Empl	(\$) <u>Mean</u>	(\$) <u>Entry</u>	(\$) <u>Exp</u>	(\$) <u>Median</u>
43-9051	Mail Clerks and Mail Machine Operators, Except Postal Service	510	12.33	8.67	14.16	12.21
43-9061	Office Clerks, General	10,040	13.55	9.00	15.83	13.12
43-9071	Office Machine Operators, Except Computer	220	14.80	12.41	15.99	14.61
43-9199	Office and Administrative Support Workers, All Other	470	14.89	10.15	17.27	13.52
<b>45-0000</b>	<b>Farming, Fishing, and Forestry Occupations</b>	790	15.39	9.70	18.23	15.05
45-1011	First-Line Supervisors/Managers of Farming, Fishing, and Forestry Workers	80	22.78	15.70	26.33	23.30
45-2092	Farmworkers and Laborers, Crop, Nursery, and Greenhouse	90	11.48	8.92	12.77	10.21
45-2093	Farmworkers, Farm and Ranch Animals	320	13.21	9.50	15.06	13.34
<b>47-0000</b>	<b>Construction and Extraction Occupations</b>	20,570	20.84	12.84	24.84	19.27
47-1011	First-Line Super./Managers of Construction Trades and Extraction Workers	2,270	30.61	21.47	35.18	30.35
47-2021	Brickmasons and Blockmasons	390	23.96	17.26	27.31	23.43
47-2031	Carpenters	2,820	21.35	14.92	24.57	20.14
47-2041	Carpet Installers	70	20.43	15.30	22.99	20.88
47-2051	Cement Masons and Concrete Finishers	600	20.07	14.86	22.67	19.83
47-2061	Construction Laborers	3,620	14.70	10.53	16.78	13.77
47-2071	Paving, Surfacing, and Tamping Equipment Operators	330	20.06	14.12	23.02	18.92
47-2073	Operating Engineers and Other Construction Equipment Operators	1,320	21.21	15.04	24.30	19.52
47-2081	Drywall and Ceiling Tile Installers	270	21.54	13.82	25.40	21.31
47-2082	Tapers	30	29.12	21.05	33.15	31.30
47-2111	Electricians	2,130	23.66	15.45	27.76	22.33
47-2131	Insulation Workers, Floor, Ceiling, and Wall	250	18.10	13.61	20.34	16.90
47-2132	Insulation Workers, Mechanical	450	21.82	14.92	25.27	20.94
47-2141	Painters, Construction and Maintenance	840	17.05	12.59	19.28	15.92
47-2151	Pipelayers	120	19.35	15.48	21.29	18.93
47-2152	Plumbers, Pipefitters, and Steamfitters	1,630	23.98	15.50	28.22	23.87
47-2161	Plasterers and Stucco Masons	60	20.47	16.39	22.51	20.79
47-2181	Roofers	270	17.46	12.54	19.92	17.46
47-2211	Sheet Metal Workers	620	20.87	14.66	23.97	20.28
47-2221	Structural Iron and Steel Workers	200	20.25	16.25	22.26	19.56
47-3011	Helpers--Brick-, Block-, and Stonemasons, and Tile and Marble Setters	120	13.70	10.49	15.31	13.64
47-3012	Helpers--Carpenters	240	11.97	9.20	13.35	11.64
47-3013	Helpers--Electricians	380	12.82	10.27	14.10	12.49
47-3015	Helpers--Pipelayers, Plumbers, Pipefitters, and Steamfitters	130	13.37	10.83	14.65	13.67
47-3019	Helpers, Construction Trades, All Other	70	11.78	8.01	13.66	11.23

Delaware Wages 2008 - Statewide

CODE	OCCUPATIONAL TITLES	Empl	(\$) <u>Mean</u>	(\$) <u>Entry</u>	(\$) <u>Exp</u>	(\$) <u>Median</u>
47-4011	Construction and Building Inspectors	410	22.39	16.48	25.35	21.30
47-4041	Hazardous Materials Removal Workers	110	20.56	14.34	23.67	21.70
47-4051	Highway Maintenance Workers	80	14.90	12.86	15.92	14.45
47-4071	Septic Tank Servicers and Sewer Pipe Cleaners	70	15.93	12.97	17.42	15.14
47-4099	Construction and Related Workers, All Other	30	15.76	13.21	17.03	15.31
<b>49-0000</b>	<b>Installation, Maintenance, and Repair Occupations</b>	18,020	20.66	12.28	24.86	19.54
49-1011	First-Line Supervisors/Managers of Mechanics, Installers, and Repairers	1,360	29.92	20.56	34.60	29.34
49-2011	Computer, Automated Teller, and Office Machine Repairers	260	18.09	10.97	21.66	15.66
49-2022	Telecom. Equipment Installers and Repairers, Except Line Installers	420	22.03	13.16	26.47	23.50
49-2091	Avionics Technicians	80	21.71	16.01	24.55	21.74
49-2092	Electric Motor, Power Tool, and Related Repairers	10	20.83	16.46	23.02	21.43
49-2094	Electrical and Electronics Repairers, Commercial and Industrial Equipment	310	28.53	21.47	32.06	29.37
49-2095	Electrical and Electronics Repairers, Powerhouse, Substation, and Relay	220	33.59	28.53	36.12	34.74
49-2096	Electronic Equipment Installers and Repairers, Motor Vehicles	70	13.84	11.11	15.20	13.71
49-2097	Electronic Home Entertainment Equipment Installers and Repairers	150	15.30	11.00	17.46	14.01
49-2098	Security and Fire Alarm Systems Installers	190	22.01	14.93	25.55	21.11
49-3011	Aircraft Mechanics and Service Technicians	420	25.86	19.73	28.93	26.02
49-3021	Automotive Body and Related Repairers	470	19.57	12.24	23.23	18.18
49-3023	Automotive Service Technicians and Mechanics	2,410	17.66	11.23	20.88	16.89
49-3031	Bus and Truck Mechanics and Diesel Engine Specialists	440	21.81	15.19	25.13	21.67
49-3041	Farm Equipment Mechanics	70	16.89	13.65	18.51	16.71
49-3042	Mobile Heavy Equipment Mechanics, Except Engines	470	21.06	15.71	23.73	21.01
49-3043	Rail Car Repairers	90	21.67	21.48	21.76	21.88
49-3051	Motorboat Mechanics	110	16.12	12.62	17.87	16.28
49-3053	Outdoor Power Equipment and Other Small Engine Mechanics	60	16.11	12.12	18.11	16.36
49-3093	Tire Repairers and Changers	250	11.36	7.98	13.05	9.55
49-9012	Control and Valve Installers and Repairers, Except Mechanical Door	180	29.39	19.75	34.21	31.80
49-9021	Heating, Air Conditioning, and Refrigeration Mechanics and Installers	1,410	20.29	14.23	23.32	19.49
49-9031	Home Appliance Repairers	100	16.11	9.70	19.31	14.21
49-9041	Industrial Machinery Mechanics	750	25.33	19.04	28.47	25.24
49-9042	Maintenance and Repair Workers, General	3,930	17.54	11.31	20.65	16.61
49-9043	Maintenance Workers, Machinery	50	18.75	12.97	21.64	17.94
49-9044	Millwrights	160	26.95	16.72	32.07	28.09
49-9051	Electrical Power-Line Installers and Repairers	420	27.59	17.52	32.63	28.96
49-9052	Telecommunications Line Installers and Repairers	1,210	25.92	20.20	28.78	27.43

Delaware Wages 2008 - Statewide

CODE	OCCUPATIONAL TITLES	Empl	(\$) <u>Mean</u>	(\$) <u>Entry</u>	(\$) <u>Exp</u>	(\$) <u>Median</u>
49-9069	Precision Instrument and Equipment Repairers, All Other	20	27.47	25.39	28.51	27.72
49-9091	Coin, Vending, and Amusement Machine Servicers and Repairers	400	12.72	10.47	13.84	12.39
49-9094	Locksmiths and Safe Repairers	30	18.26	9.17	22.80	20.92
49-9095	Manufactured Building and Mobile Home Installers	90	15.13	11.82	16.79	14.26
49-9098	Helpers--Installation, Maintenance, and Repair Workers	560	13.39	9.73	15.22	12.76
49-9099	Installation, Maintenance, and Repair Workers, All Other	400	16.82	10.41	20.03	15.18
<b>51-0000</b>	<b><u>Production Occupations</u></b>	24,110	16.48	9.69	19.87	13.86
51-1011	First-Line Supervisors/Managers of Production and Operating Workers	1,500	27.75	17.81	32.72	26.95
51-2011	Aircraft Structure, Surfaces, Rigging, and Systems Assemblers	140	17.62	12.83	20.02	17.45
51-2022	Electrical and Electronic Equipment Assemblers	370	17.02	12.05	19.50	16.83
51-2031	Engine and Other Machine Assemblers	10	17.22	12.52	19.58	17.63
51-2041	Structural Metal Fabricators and Fitters	260	16.45	11.74	18.81	15.84
51-2092	Team Assemblers	830	13.95	9.95	15.95	13.27
51-3011	Bakers	330	11.77	8.39	13.46	10.82
51-3021	Butchers and Meat Cutters	300	15.51	11.62	17.46	15.11
51-3022	Meat, Poultry, and Fish Cutters and Trimmers	4,500	10.77	9.05	11.64	10.76
51-3092	Food Batchmakers	40	11.63	8.40	13.24	10.63
51-3093	Food Cooking Machine Operators and Tenders	110	10.26	8.39	11.19	10.19
51-4011	Computer-Controlled Machine Tool Operators, Metal and Plastic	180	16.08	11.75	18.25	14.74
51-4012	Numerical Tool and Process Control Programmers	20	23.73	15.75	27.72	21.22
51-4021	Extruding and Drawing Machine Operators and Tenders, Metal and Plastic	110	16.48	11.95	18.74	17.10
51-4023	Rolling Machine Setters, Operators, and Tenders, Metal and Plastic	140	16.84	12.64	18.93	17.21
51-4031	Cutting, Punching, and Press Machine Operators, Metal and Plastic	390	14.98	10.74	17.10	14.54
51-4032	Drilling and Boring Machine Tool Operators and Tenders, Metal and Plastic	30	15.91	11.16	18.28	14.98
51-4041	Machinists	500	22.51	15.71	25.91	22.94
51-4111	Tool and Die Makers	60	27.30	20.60	30.65	27.17
51-4121	Welders, Cutters, Solderers, and Brazers	530	20.50	14.11	23.69	18.73
51-4122	Welding, Soldering, and Brazing Machine Setters, Operators, and Tenders	30	16.92	14.52	18.12	17.17
51-4199	Metal Workers and Plastic Workers, All Other	160	20.64	13.50	24.21	21.85
51-5011	Bindery Workers	60	13.83	9.65	15.92	12.90
51-5022	Prepress Technicians and Workers	120	17.39	8.96	21.61	15.57
51-5023	Printing Machine Operators	330	16.82	11.46	19.51	16.36
51-6011	Laundry and Dry-Cleaning Workers	800	10.15	7.67	11.39	8.98
51-6031	Sewing Machine Operators	110	11.51	8.63	12.95	9.98
51-6093	Upholsterers	120	21.23	10.70	26.49	24.98

Delaware Wages 2008 - Statewide

CODE	OCCUPATIONAL TITLES	Empl	(\$) <u>Mean</u>	(\$) <u>Entry</u>	(\$) <u>Exp</u>	(\$) <u>Median</u>
51-7011	Cabinetmakers and Bench Carpenters	330	16.71	12.78	18.67	16.51
51-7021	Furniture Finishers	30	14.66	9.75	17.11	14.02
51-7041	Sawing Machine Setters, Operators, and Tenders, Wood	20	16.15	11.16	18.65	13.87
51-7042	Woodworking Machine Setters, Operators, and Tenders, Except Sawing	70	13.84	11.61	14.95	13.98
51-8012	Power Distributors and Dispatchers	60	34.10	28.84	36.73	35.18
51-8013	Power Plant Operators	230	30.46	27.38	32.00	30.25
51-8021	Stationary Engineers and Boiler Operators	50	29.28	22.59	32.62	30.12
51-8031	Water and Liquid Waste Treatment Plant and System Operators	270	18.59	13.08	21.34	17.58
51-8092	Gas Plant Operators	20	29.60	21.97	33.42	30.72
51-8093	Petroleum Pump System Operators, Refinery Operators, and Gaugers	60	27.09	19.69	30.80	28.57
51-9011	Chemical Equipment Operators and Tenders	670	24.02	17.85	27.10	25.26
51-9021	Crushing, Grinding, and Polishing Machine Setters, Operators, and Tenders	60	13.94	9.50	16.16	14.51
51-9022	Grinding and Polishing Workers, Hand	20	14.73	9.45	17.37	14.95
51-9023	Mixing and Blending Machine Setters, Operators, and Tenders	160	16.55	12.24	18.71	15.67
51-9032	Cutting and Slicing Machine Setters, Operators, and Tenders	130	15.56	11.07	17.80	14.70
51-9041	Extruding, Forming, Pressing, and Compacting Machine Operators	210	15.84	12.15	17.69	15.98
51-9061	Inspectors, Testers, Sorters, Samplers, and Weighers	790	16.70	11.12	19.49	15.64
51-9071	Jewelers and Precious Stone and Metal Workers	50	16.26	12.54	18.12	15.09
51-9081	Dental Laboratory Technicians	410	13.22	8.64	15.51	10.99
51-9083	Ophthalmic Laboratory Technicians	80	12.62	8.89	14.48	11.83
51-9111	Packaging and Filling Machine Operators and Tenders	820	14.57	9.06	17.32	12.77
51-9121	Coating, Painting, and Spraying Machine Setters, Operators, and Tenders	30	17.41	12.84	19.70	17.26
51-9122	Painters, Transportation Equipment	110	20.52	14.45	23.56	18.12
51-9131	Photographic Process Workers	60	12.37	9.80	13.66	11.72
51-9132	Photographic Processing Machine Operators	210	10.09	8.53	10.87	9.79
51-9191	Cementing and Gluing Machine Operators and Tenders	30	11.83	9.09	13.20	11.03
51-9198	Helpers--Production Workers	990	10.17	7.90	11.30	9.48
51-9199	Production Workers, All Other	450	22.22	10.27	28.20	26.75
<b>53-0000</b>	<b><u>Transportation and Material Moving Occupations</u></b>	25,250	14.96	9.32	17.77	13.34
53-1021	First-Line Super./Managers of Helpers, Laborers, and Material Movers, Hand	430	21.94	14.30	25.76	21.35
53-1031	First-Line Super./Managers of Transportation Vehicle Operators	670	27.81	18.49	32.46	27.28
53-2011	Airline Pilots, Copilots, and Flight Engineers	50	<b>97,406</b>	<b>66,026</b>	<b>113,096</b>	<b>90,120</b>
53-2012	Commercial Pilots	90	<b>73,177</b>	<b>43,321</b>	<b>88,105</b>	<b>72,152</b>
53-3011	Ambulance Drivers and Attendants, Except Emergency Medical Technicians	100	11.62	9.30	12.77	11.49
53-3021	Bus Drivers, Transit and Intercity	230	13.35	10.45	14.80	13.63

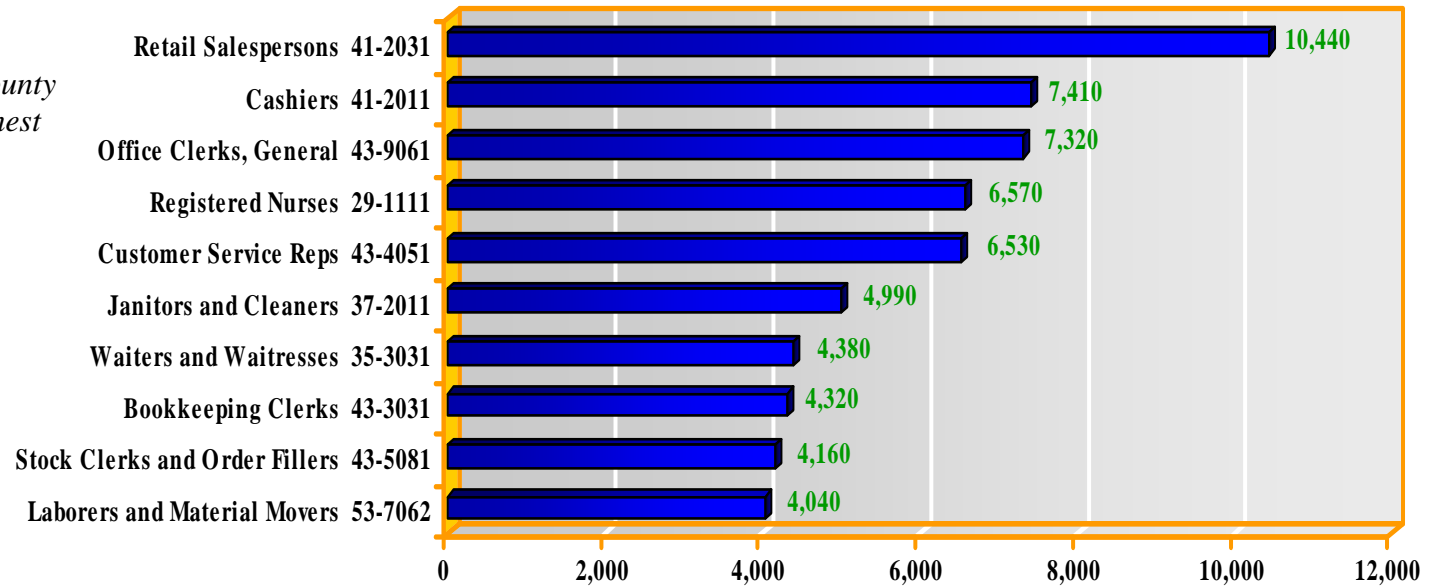
Delaware Wages 2008 - Statewide

CODE	OCCUPATIONAL TITLES	Empl	(\$) Mean	(\$) Entry	(\$) Exp	(\$) Median
53-3022	Bus Drivers, School	1,660	12.43	8.95	14.17	13.19
53-3031	Driver/Sales Workers	1,270	12.10	7.41	14.45	9.52
53-3032	Truck Drivers, Heavy and Tractor-Trailer	4,040	19.06	13.43	21.88	18.38
53-3033	Truck Drivers, Light or Delivery Services	2,900	15.33	9.71	18.15	14.12
53-3041	Taxi Drivers and Chauffeurs	530	10.88	8.35	12.14	10.50
53-3099	Motor Vehicle Operators, All Other	220	13.33	8.76	15.61	10.93
53-4031	Railroad Conductors and Yardmasters	20	25.31	17.60	29.16	22.32
53-5021	Captains, Mates, and Pilots of Water Vessels	40	39.74	20.24	49.48	34.41
53-6021	Parking Lot Attendants	330	9.43	7.87	10.21	8.91
53-6031	Service Station Attendants	70	10.19	8.41	11.08	9.14
53-6051	Transportation Inspectors	150	17.71	13.56	19.79	16.57
53-7011	Conveyor Operators and Tenders	20	14.06	12.97	14.61	14.08
53-7021	Crane and Tower Operators	120	18.62	16.24	19.81	18.14
53-7032	Excavating and Loading Machine and Dragline Operators	150	19.83	12.33	23.59	18.90
53-7051	Industrial Truck and Tractor Operators	1,320	14.67	10.99	16.52	14.13
53-7061	Cleaners of Vehicles and Equipment	910	10.62	8.04	11.91	10.11
53-7062	Laborers and Freight, Stock, and Material Movers, Hand	5,990	13.09	8.88	15.19	12.08
53-7064	Packers and Packagers, Hand	3,040	11.72	9.01	13.08	11.21
53-7081	Refuse and Recyclable Material Collectors	410	15.53	10.69	17.95	15.55

**Delaware Wages 2008**

# New Castle County

## New Castle County Top Occupations



*Figure 2- New Castle County occupations with the highest employment levels*

## New Castle County Highest Paid Occupations

CODE	OCCUPATIONAL TITLES	(\$) <b>Mean</b>	<b>Empl</b>
29-1061	Anesthesiologists	101.10	150
29-1067	Surgeons	99.23	240
29-1063	Internists, General	98.17	210
11-1011	Chief Executives	96.36	360
29-1021	Dentists, General	89.65	270
29-1066	Psychiatrists	80.67	80
29-1062	Family and General Practitioners	80.15	240
11-9121	Natural Sciences Managers	75.26	370
23-1011	Lawyers	72.48	2,010
29-1069	Physicians and Surgeons, All Other	71.91	960

*Figure 3 - New Castle County occupations with the highest mean hourly wage*



Delaware Wages 2008 - New Castle County

CODE	OCCUPATIONAL TITLES	Empl	(\$) <u>Mean</u>	(\$) <u>Entry</u>	(\$) <u>Exp</u>	(\$) <u>Median</u>
<b>00-0000</b>	<b>Total all occupations</b>	291,480	23.60	10.42	30.18	18.42
<b>11-0000</b>	<b>Management Occupations</b>	14,740	57.30	31.60	70.16	52.42
11-1011	Chief Executives	360	96.36	N/A	N/A	N/A
11-1021	General and Operations Managers	3,130	63.92	34.55	78.61	57.86
11-2011	Advertising and Promotions Managers	110	46.06	26.10	56.04	46.39
11-2021	Marketing Managers	880	64.56	40.72	76.48	62.30
11-2022	Sales Managers	780	58.76	32.79	71.75	54.88
11-2031	Public Relations Managers	160	59.60	37.19	70.81	53.50
11-3011	Administrative Services Managers	610	49.56	31.41	58.63	43.85
11-3021	Computer and Information Systems Managers	1,150	63.98	45.21	73.37	61.80
11-3031	Financial Managers	1,920	61.60	39.30	72.76	56.53
11-3041	Compensation and Benefits Managers	240	53.58	34.22	63.26	42.42
11-3042	Training and Development Managers	110	60.42	39.88	70.69	57.85
11-3049	Human Resources Managers, All Other	110	65.61	39.31	78.76	56.79
11-3051	Industrial Production Managers	320	51.20	35.60	59.00	48.55
11-3061	Purchasing Managers	150	53.73	36.11	62.53	53.29
11-3071	Transportation, Storage, and Distribution Managers	380	60.30	33.38	73.76	60.86
11-9021	Construction Managers	570	49.09	31.59	57.84	44.88
11-9031	Education Administrators, Preschool and Child Care Center/Program	210	20.72	14.24	23.96	18.51
11-9032	Education Administrators, Elementary and Secondary School	370	<b>109,152</b>	<b>88,147</b>	<b>119,655</b>	<b>112,941</b>
11-9033	Education Administrators, Postsecondary	260	41.08	24.56	49.35	34.50
11-9039	Education Administrators, All Other	40	27.19	17.53	32.02	22.65
11-9041	Engineering Managers	280	63.35	45.90	72.07	58.94
11-9051	Food Service Managers	280	31.88	21.55	37.05	32.21
11-9061	Funeral Directors	50	38.52	23.95	45.81	37.61
11-9081	Lodging Managers	40	31.05	22.30	35.42	29.42
11-9111	Medical and Health Services Managers	700	43.06	28.66	50.26	38.58
11-9121	Natural Sciences Managers	370	75.26	49.79	87.99	72.28
11-9141	Property, Real Estate, and Community Association Managers	170	36.95	20.07	45.39	30.50
11-9151	Social and Community Service Managers	530	30.58	23.34	34.19	29.65
11-9199	Managers, All Other	380	55.72	36.23	65.46	53.38
<b>13-0000</b>	<b>Business and Financial Operations Occupations</b>	19,660	32.12	19.08	38.64	29.07
13-1022	Wholesale and Retail Buyers, Except Farm Products	210	24.51	13.30	30.11	18.67
13-1023	Purchasing Agents, Except Wholesale, Retail, and Farm Products	650	30.67	20.95	35.53	29.01

Delaware Wages 2008 - New Castle County

CODE	OCCUPATIONAL TITLES	Empl	(\$)Mean	(\$)Entry	(\$)Exp	(\$)Median
13-1031	Claims Adjusters, Examiners, and Investigators	810	25.88	18.31	29.66	24.41
13-1041	Compliance Officers, Except Ag., Const., Health and Safety, and Trans.	620	27.05	17.50	31.83	24.40
13-1051	Cost Estimators	510	31.54	20.28	37.17	29.19
13-1071	Employment, Recruitment, and Placement Specialists	530	28.31	16.59	34.18	25.18
13-1072	Compensation, Benefits, and Job Analysis Specialists	380	31.36	20.82	36.63	29.24
13-1073	Training and Development Specialists	730	30.75	20.45	35.90	30.33
13-1079	Human Resources, Training, and Labor Relations Specialists, All Other	400	30.63	21.13	35.38	29.03
13-1081	Logisticians	330	37.34	23.94	44.04	36.35
13-1111	Management Analysts	1,720	40.61	24.96	48.43	38.91
13-1121	Meeting and Convention Planners	150	26.14	18.73	29.84	26.16
13-1199	Business Operations Specialists, All Other	1,090	30.33	16.51	37.25	29.77
13-2011	Accountants and Auditors	3,940	33.95	21.18	40.34	30.45
13-2021	Appraisers and Assessors of Real Estate	70	30.79	19.01	36.68	27.50
13-2031	Budget Analysts	80	32.13	24.57	35.91	32.35
13-2051	Financial Analysts	1,820	38.97	23.44	46.74	35.79
13-2052	Personal Financial Advisors	880	42.29	26.00	50.44	36.16
13-2053	Insurance Underwriters	520	29.61	19.18	34.82	27.37
13-2061	Financial Examiners	100	39.75	23.31	47.97	37.55
13-2071	Loan Counselors	190	23.52	16.06	27.25	19.17
13-2072	Loan Officers	740	31.27	18.09	37.85	25.90
13-2081	Tax Examiners, Collectors, and Revenue Agents	90	30.76	19.66	36.32	27.57
<b>15-0000</b>	<b><u>Computer and Mathematical Occupations</u></b>	<b>10,730</b>	<b>38.45</b>	<b>23.16</b>	<b>46.09</b>	<b>36.80</b>
15-1021	Computer Programmers	1,560	37.48	24.48	43.98	37.18
15-1031	Computer Software Engineers, Applications	1,210	43.42	31.59	49.33	44.22
15-1032	Computer Software Engineers, Systems Software	710	48.56	32.87	56.41	43.65
15-1041	Computer Support Specialists	1,580	27.80	19.24	32.09	26.30
15-1051	Computer Systems Analysts	2,660	40.74	22.16	50.03	38.62
15-1061	Database Administrators	550	37.40	24.85	43.68	36.33
15-1071	Network and Computer Systems Administrators	1,060	36.81	22.51	43.96	34.11
15-1081	Network Systems and Data Communications Analysts	630	40.30	25.86	47.51	38.29
15-1099	Computer Specialists, All Other	220	33.04	22.74	38.18	33.70
15-2011	Actuaries	140	50.10	30.14	60.09	47.37
15-2031	Operations Research Analysts	330	36.78	23.55	43.39	33.51

Delaware Wages 2008 - New Castle County

CODE	OCCUPATIONAL TITLES	Empl	(\$) <u>Mean</u>	(\$) <u>Entry</u>	(\$) <u>Exp</u>	(\$) <u>Median</u>
<b>17-0000</b>	<b><u>Architecture and Engineering Occupations</u></b>	6,140	36.51	20.45	44.54	34.95
17-1011	Architects, Except Landscape and Naval	160	40.86	28.66	46.96	39.93
17-1012	Landscape Architects	90	22.21	13.75	26.44	21.52
17-1022	Surveyors	150	27.53	18.87	31.86	24.90
17-2041	Chemical Engineers	470	46.65	35.13	52.41	44.39
17-2051	Civil Engineers	650	44.07	30.39	50.90	42.72
17-2071	Electrical Engineers	670	43.59	28.66	51.05	43.23
17-2081	Environmental Engineers	210	34.72	20.89	41.64	30.86
17-2111	Health and Safety Engineers, Except Mining	100	39.22	32.49	42.59	39.22
17-2112	Industrial Engineers	600	38.04	25.52	44.30	38.00
17-2131	Materials Engineers	10	38.44	25.90	44.71	36.40
17-2141	Mechanical Engineers	380	41.37	27.31	48.39	39.07
17-3011	Architectural and Civil Drafters	320	22.75	15.85	26.20	21.85
17-3012	Electrical and Electronics Drafters	100	29.14	19.07	34.17	32.34
17-3013	Mechanical Drafters	180	28.94	17.31	34.76	27.07
17-3019	Drafters, All Other	10	24.43	17.52	27.88	19.82
17-3022	Civil Engineering Technicians	140	20.73	16.59	22.80	20.73
17-3023	Electrical and Electronic Engineering Technicians	600	23.81	12.54	29.45	26.02
17-3026	Industrial Engineering Technicians	170	22.34	15.05	25.99	21.34
17-3027	Mechanical Engineering Technicians	130	27.01	19.85	30.59	27.27
17-3031	Surveying and Mapping Technicians	70	18.72	12.05	22.06	16.94
<b>19-0000</b>	<b><u>Life, Physical, and Social Science Occupations</u></b>	7,280	34.16	20.74	40.87	31.25
19-1013	Soil and Plant Scientists	50	26.25	18.92	29.91	27.22
19-1021	Biochemists and Biophysicists	560	50.70	29.94	61.07	57.01
19-1022	Microbiologists	80	32.86	24.60	36.99	30.61
19-1023	Zoologists and Wildlife Biologists	10	41.11	31.94	45.69	39.38
19-1029	Biological Scientists, All Other	50	23.10	15.71	26.80	22.08
19-2031	Chemists	980	41.91	24.26	50.73	38.62
19-2032	Materials Scientists	70	37.27	19.58	46.11	34.68
19-2041	Environmental Scientists and Specialists, Including Health	170	30.70	22.10	35.00	28.46
19-2042	Geoscientists, Except Hydrologists and Geographers	40	33.64	19.70	40.61	25.60
19-2043	Hydrologists	10	29.49	23.24	32.62	28.24
19-2099	Physical Scientists, All Other	10	38.04	21.73	46.20	44.56
19-3021	Market Research Analysts	1,690	36.55	23.71	42.97	35.97
19-3031	Clinical, Counseling, and School Psychologists	220	34.36	20.65	41.22	31.85

Delaware Wages 2008 - New Castle County

CODE	OCCUPATIONAL TITLES	Empl	(\$) Mean	(\$) Entry	(\$) Exp	(\$) Median
19-3051	Urban and Regional Planners	100	31.47	25.76	34.32	31.16
19-4021	Biological Technicians	610	26.23	18.71	29.99	28.82
19-4031	Chemical Technicians	1,270	27.52	21.52	30.52	29.19
19-4061	Social Science Research Assistants	270	14.45	14.04	14.65	14.35
19-4091	Environmental Science and Protection Technicians, Including Health	70	16.53	12.46	18.57	15.84
<b>21-0000</b>	<b>Community and Social Services Occupations</b>	<b>4,380</b>	<b>20.08</b>	<b>13.44</b>	<b>23.39</b>	<b>19.00</b>
21-1011	Substance Abuse and Behavioral Disorder Counselors	170	16.90	11.94	19.39	15.66
21-1012	Educational, Vocational, and School Counselors	550	25.68	17.01	30.01	23.87
21-1014	Mental Health Counselors	120	20.30	14.45	23.22	19.79
21-1015	Rehabilitation Counselors	370	15.63	10.97	17.96	14.43
21-1019	Counselors, All Other	20	19.86	12.39	23.59	17.74
21-1021	Child, Family, and School Social Workers	1,120	20.43	15.19	23.05	19.19
21-1022	Medical and Public Health Social Workers	180	23.82	18.43	26.52	23.54
21-1023	Mental Health and Substance Abuse Social Workers	530	20.81	15.84	23.30	19.77
21-1029	Social Workers, All Other	70	26.19	19.89	29.33	26.51
21-1091	Health Educators	60	21.70	12.46	26.32	21.64
21-1093	Social and Human Service Assistants	490	13.96	10.44	15.73	13.46
21-1099	Community and Social Service Specialists, All Other	250	17.21	12.85	19.39	15.93
<b>23-0000</b>	<b>Legal Occupations</b>	<b>3,690</b>	<b>51.07</b>	<b>19.76</b>	<b>66.73</b>	<b>39.00</b>
23-1011	Lawyers	2,010	72.48	40.71	88.37	69.81
23-1022	Arbitrators, Mediators, and Conciliators	20	22.13	17.44	24.48	21.62
23-2011	Paralegals and Legal Assistants	1,000	25.38	18.12	29.01	23.93
23-2092	Law Clerks	430	18.58	13.36	21.19	17.77
23-2099	Legal Support Workers, All Other	40	22.77	14.50	26.91	22.15
<b>25-0000</b>	<b>Education, Training, and Library Occupations</b>	<b>15,310</b>	<b>24.71</b>	<b>12.62</b>	<b>30.76</b>	<b>22.63</b>
25-1011	Business Teachers, Postsecondary	170	<b>102,132</b>	<b>60,557</b>	<b>122,919</b>	<b>95,913</b>
25-1021	Computer Science Teachers, Postsecondary	60	<b>104,868</b>	<b>62,839</b>	<b>125,882</b>	<b>97,670</b>
25-1022	Mathematical Science Teachers, Postsecondary	70	<b>80,932</b>	<b>58,757</b>	<b>92,020</b>	<b>66,662</b>
25-1066	Psychology Teachers, Postsecondary	70	<b>99,786</b>	<b>62,170</b>	<b>118,594</b>	<b>86,493</b>
25-1067	Sociology Teachers, Postsecondary	60	<b>84,965</b>	<b>49,803</b>	<b>102,545</b>	<b>75,724</b>
25-1071	Health Specialties Teachers, Postsecondary	130	<b>55,076</b>	<b>35,583</b>	<b>64,823</b>	<b>43,261</b>
25-1123	English Language and Literature Teachers, Postsecondary	160	<b>83,380</b>	<b>52,633</b>	<b>98,754</b>	<b>76,786</b>
25-1124	Foreign Language and Literature Teachers, Postsecondary	100	<b>49,059</b>	<b>30,389</b>	<b>58,394</b>	<b>42,260</b>

Delaware Wages 2008 - New Castle County

CODE	OCCUPATIONAL TITLES	Empl	(\$) Mean	(\$) Entry	(\$) Exp	(\$) Median
25-1194	Vocational Education Teachers, Postsecondary	170	20.57	15.93	22.89	18.83
25-2011	Preschool Teachers, Except Special Education	1,180	11.72	8.86	13.14	11.10
25-2012	Kindergarten Teachers, Except Special Education	320	<b>49,897</b>	<b>33,161</b>	<b>58,265</b>	<b>47,751</b>
25-2021	Elementary School Teachers, Except Special Education	2,850	<b>54,890</b>	<b>38,203</b>	<b>63,233</b>	<b>53,568</b>
25-2022	Middle School Teachers, Except Special and Vocational Education	1,180	<b>56,136</b>	<b>41,285</b>	<b>63,561</b>	<b>53,978</b>
25-2031	Secondary School Teachers, Except Special and Vocational Education	1,110	<b>59,182</b>	<b>41,838</b>	<b>67,854</b>	<b>58,951</b>
25-2041	Special Education Teachers, Preschool, Kindergarten, and Elem. School	490	<b>50,252</b>	<b>34,605</b>	<b>58,075</b>	<b>47,484</b>
25-2042	Special Education Teachers, Middle School	280	<b>57,353</b>	<b>43,706</b>	<b>64,177</b>	<b>54,272</b>
25-3011	Adult Literacy, Remedial Education, and GED Teachers and Instructors	140	23.36	14.94	27.57	24.27
25-3021	Self-Enrichment Education Teachers	240	23.40	13.83	28.18	20.51
25-3099	Teachers and Instructors, All Other	1,370	<b>42,224</b>	<b>24,587</b>	<b>51,042</b>	<b>36,061</b>
25-4012	Curators	50	23.61	17.39	26.72	22.61
25-4013	Museum Technicians and Conservators	80	16.82	11.69	19.38	15.86
25-4021	Librarians	330	29.28	19.37	34.23	29.97
25-4031	Library Technicians	200	19.02	14.48	21.30	19.37
25-9011	Audio-Visual Collections Specialists	10	18.06	13.26	20.45	17.15
25-9031	Instructional Coordinators	270	27.09	18.89	31.18	26.14
25-9041	Teacher Assistants	1,690	<b>27,212</b>	<b>17,962</b>	<b>31,837</b>	<b>24,814</b>
<b>27-0000</b>	<b>Arts, Design, Entertainment, Sports, and Media Occupations</b>	3,030	26.17	12.44	33.04	20.72
27-1011	Art Directors	50	34.14	25.78	38.32	32.39
27-1023	Floral Designers	100	12.42	10.21	13.52	11.87
27-1024	Graphic Designers	320	21.78	14.63	25.35	20.34
27-1025	Interior Designers	130	20.24	8.76	25.98	18.14
27-1026	Merchandise Displayers and Window Trimmers	250	14.29	10.91	15.98	13.73
27-1027	Set and Exhibit Designers	20	26.29	17.45	30.72	26.56
27-2021	Athletes and Sports Competitors	60	<b>59,185</b>	<b>15,232</b>	<b>81,161</b>	<b>34,631</b>
27-2022	Coaches and Scouts	240	<b>37,358</b>	<b>20,356</b>	<b>45,859</b>	<b>30,685</b>
27-3011	Radio and Television Announcers	30	17.59	10.00	21.38	11.94
27-3012	Public Address System and Other Announcers	30	14.59	8.85	17.46	15.72
27-3022	Reporters and Correspondents	60	24.83	12.42	31.04	19.53
27-3031	Public Relations Specialists	560	29.61	18.70	35.06	26.47
27-3041	Editors	170	28.83	21.02	32.74	26.98
27-3042	Technical Writers	80	26.62	19.72	30.08	26.45
27-3043	Writers and Authors	60	28.74	18.79	33.71	27.29
27-4011	Audio and Video Equipment Technicians	130	20.35	13.18	23.94	18.77

Delaware Wages 2008 - New Castle County

CODE	OCCUPATIONAL TITLES	Empl	(\$) <u>Mean</u>	(\$) <u>Entry</u>	(\$) <u>Exp</u>	(\$) <u>Median</u>
27-4012	Broadcast Technicians	40	21.52	10.45	27.06	21.31
27-4021	Photographers	80	15.56	8.90	18.88	16.25
27-4032	Film and Video Editors	20	20.01	15.61	22.21	19.84
27-4099	Media and Communication Equipment Workers, All Other	40	32.21	25.31	35.66	32.68
<b>29-0000</b>	<b>Healthcare Practitioners and Technical Occupations</b>	<b>16,950</b>	<b>36.89</b>	<b>19.21</b>	<b>45.73</b>	<b>30.70</b>
29-1011	Chiropractors	120	45.50	26.77	54.87	32.16
29-1021	Dentists, General	270	89.65	50.76	109.10	N/A
29-1041	Optometrists	50	41.35	33.27	45.40	39.10
29-1051	Pharmacists	530	48.33	37.84	53.58	50.46
29-1061	Anesthesiologists	150	101.10	N/A	N/A	N/A
29-1062	Family and General Practitioners	240	80.15	54.24	93.10	73.15
29-1063	Internists, General	210	98.17	N/A	N/A	N/A
29-1066	Psychiatrists	80	80.67	34.62	103.70	N/A
29-1067	Surgeons	240	99.23	N/A	N/A	N/A
29-1069	Physicians and Surgeons, All Other	960	71.91	18.74	98.49	N/A
29-1071	Physician Assistants	170	40.01	34.68	42.68	38.83
29-1081	Podiatrists	60	47.92	35.92	53.92	39.73
29-1111	Registered Nurses	6,570	33.74	26.61	37.31	32.62
29-1122	Occupational Therapists	230	29.81	18.81	35.31	30.38
29-1123	Physical Therapists	410	35.99	27.09	40.43	35.40
29-1125	Recreational Therapists	80	19.71	14.58	22.28	19.11
29-1126	Respiratory Therapists	260	28.20	24.66	29.97	28.44
29-1127	Speech-Language Pathologists	250	36.53	27.82	40.89	36.51
29-1129	Therapists, All Other	40	26.36	21.70	28.69	26.15
29-1131	Veterinarians	110	49.51	32.74	57.90	46.41
29-2011	Medical and Clinical Laboratory Technologists	320	27.03	21.48	29.80	27.35
29-2012	Medical and Clinical Laboratory Technicians	140	20.17	13.92	23.30	20.74
29-2021	Dental Hygienists	410	33.29	27.43	36.22	35.21
29-2032	Diagnostic Medical Sonographers	70	32.98	25.53	36.71	31.32
29-2033	Nuclear Medicine Technologists	50	33.17	28.65	35.43	32.28
29-2034	Radiologic Technologists and Technicians	480	26.93	20.22	30.28	27.46
29-2041	Emergency Medical Technicians and Paramedics	340	20.73	13.88	24.16	18.88
29-2051	Dietetic Technicians	50	12.16	7.85	14.32	11.62
29-2052	Pharmacy Technicians	970	13.26	8.59	15.60	12.86
29-2053	Psychiatric Technicians	180	16.20	14.50	17.05	15.74

Delaware Wages 2008 - New Castle County

CODE	OCCUPATIONAL TITLES	Empl	(\$) <u>Mean</u>	(\$) <u>Entry</u>	(\$) <u>Exp</u>	(\$) <u>Median</u>
29-2055	Surgical Technologists	160	20.07	16.93	21.65	20.18
29-2056	Veterinary Technologists and Technicians	130	16.44	12.09	18.62	17.08
29-2061	Licensed Practical and Licensed Vocational Nurses	1,430	23.15	19.66	24.89	23.15
29-2071	Medical Records and Health Information Technicians	260	15.90	11.24	18.23	14.83
29-2081	Opticians, Dispensing	60	16.37	12.07	18.51	16.60
29-2099	Health Technologists and Technicians, All Other	50	23.90	17.25	27.22	23.36
29-9011	Occupational Health and Safety Specialists	130	27.05	20.49	30.33	24.28
29-9091	Athletic Trainers	30	<b>45,338</b>	<b>40,005</b>	<b>48,005</b>	<b>47,119</b>
29-9099	Healthcare Practitioners and Technical Workers, All Other	90	24.54	13.83	29.90	16.55
<b>31-0000</b>	<b><u>Healthcare Support Occupations</u></b>	<b>7,200</b>	<b>14.62</b>	<b>11.04</b>	<b>16.41</b>	<b>13.93</b>
31-1011	Home Health Aides	1,470	12.37	10.84	13.14	11.79
31-1012	Nursing Aides, Orderlies, and Attendants	3,360	13.98	11.51	15.22	13.82
31-2021	Physical Therapist Assistants	140	23.45	17.71	26.32	23.91
31-2022	Physical Therapist Aides	130	13.62	9.08	15.88	12.30
31-9011	Massage Therapists	90	26.67	14.31	32.85	26.77
31-9091	Dental Assistants	560	16.96	12.01	19.43	17.01
31-9092	Medical Assistants	590	15.46	13.05	16.66	14.94
31-9093	Medical Equipment Preparers	130	16.39	12.89	18.14	16.34
31-9094	Medical Transcriptionists	130	16.71	13.02	18.56	16.84
31-9095	Pharmacy Aides	10	9.01	8.40	9.32	8.87
31-9096	Veterinary Assistants and Laboratory Animal Caretakers	150	11.53	8.55	13.02	10.89
31-9099	Healthcare Support Workers, All Other	250	17.49	14.69	18.89	17.44
<b>33-0000</b>	<b><u>Protective Service Occupations</u></b>	<b>5,980</b>	<b>17.83</b>	<b>9.92</b>	<b>21.78</b>	<b>14.58</b>
33-1012	First-Line Supervisors/Managers of Police and Detectives	100	42.04	30.43	47.84	43.42
33-1099	First-Line Supervisors/Managers, Protective Service Workers, All Other	150	21.88	15.78	24.94	20.90
33-2011	Fire Fighters	360	24.58	16.37	28.68	26.51
33-2021	Fire Inspectors and Investigators	40	20.97	16.21	23.34	19.46
33-3021	Detectives and Criminal Investigators	140	38.02	32.50	40.78	38.64
33-3051	Police and Sheriff's Patrol Officers	1,110	27.90	21.17	31.27	28.04
33-9021	Private Detectives and Investigators	30	25.02	17.97	28.55	24.82
33-9032	Security Guards	3,030	11.77	9.22	13.04	11.28
33-9091	Crossing Guards	270	15.19	12.57	16.50	15.36
33-9099	Protective Service Workers, All Other	80	12.68	8.49	14.77	10.65

Delaware Wages 2008 - New Castle County

<b>CODE</b>	<b>OCCUPATIONAL TITLES</b>	<b>Empl</b>	<b>(\$)Mean</b>	<b>(\$)Entry</b>	<b>(\$)Exp</b>	<b>(\$)Median</b>
<b>35-0000</b>	<b><u>Food Preparation and Serving-Related Occupations</u></b>	20,360	10.59	7.69	12.04	9.33
35-1011	Chefs and Head Cooks	130	23.95	17.81	27.02	22.39
35-1012	First-Line Supervisors/Managers of Food Preparation and Serving Workers	1,460	17.13	11.71	19.84	16.69
35-2011	Cooks, Fast Food	380	9.52	7.44	10.56	7.83
35-2012	Cooks, Institution and Cafeteria	420	13.56	9.78	15.45	12.92
35-2014	Cooks, Restaurant	1,910	11.60	8.89	12.95	11.51
35-2015	Cooks, Short Order	230	9.27	7.55	10.13	8.75
35-2021	Food Preparation Workers	1,000	9.95	7.53	11.15	9.18
35-3011	Bartenders	1,010	10.55	7.90	11.88	9.50
35-3021	Combined Food Preparation and Serving Workers, Including Fast Food	3,580	8.45	7.48	8.93	7.77
35-3022	Counter Attendants, Cafeteria, Food Concession, and Coffee Shop	2,300	10.90	7.90	12.41	10.12
35-3031	Waiters and Waitresses	4,380	10.19	7.73	11.43	9.28
35-3041	Food Servers, Nonrestaurant	660	10.85	8.33	12.12	10.88
35-9011	Dining Room and Cafeteria Attendants and Bartender Helpers	840	8.68	7.46	9.29	8.16
35-9021	Dishwashers	1,070	9.04	8.22	9.45	8.95
35-9031	Hosts and Hostesses, Restaurant, Lounge, and Coffee Shop	920	8.95	7.60	9.63	8.53
35-9099	Food Preparation and Serving Related Workers, All Other	70	11.87	9.69	12.96	12.18
<b>37-0000</b>	<b><u>Building and Grounds Cleaning and Maintenance Occupations</u></b>	9,100	12.18	8.33	14.11	11.06
37-1011	First-Line Supervisors/Managers of Housekeeping and Janitorial Workers	690	17.75	12.95	20.14	17.60
37-1012	First-Line Supervisors/Managers of Landscaping, Lawn Service Workers	140	25.56	17.94	29.37	26.20
37-2011	Janitors and Cleaners, Except Maids and Housekeeping Cleaners	4,990	11.13	8.05	12.67	10.01
37-2012	Maids and Housekeeping Cleaners	1,250	9.98	8.50	10.72	9.50
37-2021	Pest Control Workers	100	16.14	12.53	17.94	15.10
37-3011	Landscaping and Groundskeeping Workers	1,760	12.58	9.51	14.11	12.13
37-3012	Pesticide Handlers, Sprayers, and Applicators, Vegetation	110	17.87	13.40	20.11	18.30
<b>39-0000</b>	<b><u>Personal Care and Service Occupations</u></b>	5,760	12.43	8.20	14.54	10.75
39-1021	First-Line Supervisors/Managers of Personal Service Workers	240	19.17	11.21	23.15	18.08
39-2011	Animal Trainers	60	18.54	13.35	21.13	18.82
39-2021	Nonfarm Animal Caretakers	320	9.82	7.99	10.73	8.94
39-3091	Amusement and Recreation Attendants	450	9.69	7.52	10.78	8.86
39-3093	Locker Room, Coatroom, and Dressing Room Attendants	30	10.53	7.91	11.84	9.73
39-4021	Funeral Attendants	90	13.91	9.09	16.32	11.75
39-5012	Hairdressers, Hairstylists, and Cosmetologists	980	14.79	8.69	17.84	13.18
39-5092	Manicurists and Pedicurists	60	11.68	8.55	13.24	12.20



Delaware Wages 2008 - New Castle County

CODE	OCCUPATIONAL TITLES	Empl	(\$) <u>Mean</u>	(\$) <u>Entry</u>	(\$) <u>Exp</u>	(\$) <u>Median</u>
39-5093	Shampooers	270	8.02	7.40	8.33	7.75
39-6011	Baggage Porters and Bellhops	10	9.97	8.08	10.92	10.45
39-6032	Transportation Attendants, Except Flight Attendants and Baggage Porters	30	12.18	8.97	13.79	13.08
39-9011	Child Care Workers	760	9.23	8.12	9.79	8.93
39-9021	Personal and Home Care Aides	350	10.33	8.54	11.22	10.31
39-9031	Fitness Trainers and Aerobics Instructors	690	12.94	9.13	14.84	11.97
39-9032	Recreation Workers	630	12.04	8.90	13.61	11.08
<b>41-0000</b>	<b><u>Sales and Related Occupations</u></b>	<b>31,370</b>	<b>18.05</b>	<b>8.32</b>	<b>22.91</b>	<b>12.41</b>
41-1011	First-Line Supervisors/Managers of Retail Sales Workers	2,220	20.92	13.10	24.83	19.08
41-1012	First-Line Supervisors/Managers of Non-Retail Sales Workers	530	37.45	23.37	44.49	34.61
41-2011	Cashiers	7,410	9.75	8.00	10.63	9.20
41-2021	Counter and Rental Clerks	1,020	12.10	7.84	14.22	10.89
41-2031	Retail Salespersons	10,440	11.99	8.12	13.93	9.96
41-3011	Advertising Sales Agents	120	26.38	13.71	32.72	21.74
41-3021	Insurance Sales Agents	690	29.13	17.84	34.77	24.74
41-3031	Securities, Commodities, and Financial Services Sales Agents	1,070	37.50	18.19	47.16	32.03
41-3041	Travel Agents	120	13.91	7.71	17.01	13.92
41-3099	Sales Representatives, Services, All Other	1,950	29.71	16.51	36.30	25.57
41-4011	Sales Reps., Wholesale and Manuf., Technical and Scientific Products	1,100	44.57	27.08	53.32	45.49
41-4012	Sales Reps., Wholesale and Manuf., Except Tech. and Scientific Products	1,820	34.93	18.20	43.29	31.16
41-9011	Demonstrators and Product Promoters	240	13.49	8.32	16.08	11.77
41-9021	Real Estate Brokers	70	41.53	17.56	53.52	23.67
41-9022	Real Estate Sales Agents	630	22.29	14.03	26.42	19.04
41-9031	Sales Engineers	180	41.70	27.88	48.61	43.37
41-9041	Telemarketers	1,010	15.03	10.78	17.15	14.49
41-9099	Sales and Related Workers, All Other	120	25.61	13.81	31.51	25.40
<b>43-0000</b>	<b><u>Office and Administrative Support Occupations</u></b>	<b>56,860</b>	<b>16.77</b>	<b>10.78</b>	<b>19.76</b>	<b>15.71</b>
43-1011	First-Line Supervisors/Managers of Office and Admin. Support Workers	3,330	26.39	17.81	30.68	24.65
43-3011	Bill and Account Collectors	2,140	16.14	12.91	17.76	15.63
43-3021	Billing and Posting Clerks and Machine Operators	1,540	17.25	13.34	19.20	17.03
43-3031	Bookkeeping, Accounting, and Auditing Clerks	4,320	17.75	12.49	20.38	17.55
43-3051	Payroll and Timekeeping Clerks	330	17.85	14.25	19.66	18.00
43-3071	Tellers	820	11.98	10.67	12.64	11.74
43-4011	Brokerage Clerks	210	20.13	14.09	23.14	19.96

Delaware Wages 2008 - New Castle County

CODE	OCCUPATIONAL TITLES	Empl	(\$) Mean	(\$) Entry	(\$) Exp	(\$) Median
43-4031	Court, Municipal, and License Clerks	70	17.59	13.14	19.82	17.12
43-4051	Customer Service Representatives	6,530	17.69	11.93	20.57	16.44
43-4071	File Clerks	570	13.03	9.97	14.56	12.69
43-4111	Interviewers, Except Eligibility and Loan	330	15.79	12.98	17.19	15.78
43-4121	Library Assistants, Clerical	260	9.42	7.90	10.18	8.62
43-4131	Loan Interviewers and Clerks	1,120	17.05	13.59	18.77	16.27
43-4141	New Accounts Clerks	250	16.04	14.04	17.04	16.07
43-4151	Order Clerks	880	18.04	12.62	20.75	18.99
43-4161	Human Resources Assistants, Except Payroll and Timekeeping	250	17.80	13.86	19.76	17.57
43-4171	Receptionists and Information Clerks	2,450	12.56	9.52	14.09	12.18
43-4181	Reservation and Transportation Ticket Agents and Travel Clerks	90	10.36	8.84	11.13	9.34
43-4199	Information and Record Clerks, All Other	290	16.91	12.44	19.15	17.29
43-5021	Couriers and Messengers	350	12.08	9.39	13.42	11.64
43-5031	Police, Fire, and Ambulance Dispatchers	150	18.77	14.19	21.06	17.82
43-5032	Dispatchers, Except Police, Fire, and Ambulance	450	18.41	11.88	21.67	16.24
43-5041	Meter Readers, Utilities	110	21.60	17.54	23.62	22.17
43-5061	Production, Planning, and Expediting Clerks	520	20.27	12.77	24.01	19.68
43-5071	Shipping, Receiving, and Traffic Clerks	1,510	14.74	9.79	17.21	13.82
43-5081	Stock Clerks and Order Fillers	4,160	11.08	8.10	12.56	10.18
43-5111	Weighers, Measurers, Checkers, and Samplers, Recordkeeping	50	17.22	12.40	19.63	16.97
43-6011	Executive Secretaries and Administrative Assistants	3,990	21.06	15.17	24.01	20.49
43-6012	Legal Secretaries	920	23.40	17.30	26.44	23.76
43-6013	Medical Secretaries	1,560	16.34	12.68	18.16	16.04
43-6014	Secretaries, Except Legal, Medical, and Executive	3,890	15.64	11.28	17.82	15.16
43-9011	Computer Operators	470	19.91	14.38	22.67	19.53
43-9021	Data Entry Keyers	920	12.55	9.47	14.09	12.17
43-9022	Word Processors and Typists	180	17.96	13.75	20.06	17.63
43-9031	Desktop Publishers	30	17.67	11.18	20.91	17.00
43-9041	Insurance Claims and Policy Processing Clerks	700	18.06	13.78	20.20	17.41
43-9051	Mail Clerks and Mail Machine Operators, Except Postal Service	400	13.06	9.62	14.79	12.98
43-9061	Office Clerks, General	7,320	13.73	9.09	16.05	13.37
43-9071	Office Machine Operators, Except Computer	210	14.88	12.55	16.04	14.68
43-9081	Proofreaders and Copy Markers	10	19.77	12.98	23.16	20.40
43-9199	Office and Administrative Support Workers, All Other	360	13.88	10.19	15.73	11.95

Delaware Wages 2008 - New Castle County

<b>CODE</b>	<b>OCCUPATIONAL TITLES</b>	<b>Empl</b>	<b>(\$)<u>Mean</u></b>	<b>(\$)<u>Entry</u></b>	<b>(\$)<u>Exp</u></b>	<b>(\$)<u>Median</u></b>
<b>45-0000</b>	<b><u>Farming, Fishing, and Forestry Occupations</u></b>	160	15.99	10.60	18.68	15.37
45-2092	Farmworkers and Laborers, Crop, Nursery, and Greenhouse	30	13.91	9.62	16.06	13.61
<b>47-0000</b>	<b><u>Construction and Extraction Occupations</u></b>	13,470	22.40	13.87	26.67	21.29
47-1011	First-Line Super./Managers of Construction Trades and Extraction Workers	1,630	32.05	23.82	36.16	31.76
47-2021	Brickmasons and Blockmasons	220	25.05	19.81	27.67	24.47
47-2031	Carpenters	1,710	23.76	16.89	27.19	23.11
47-2051	Cement Masons and Concrete Finishers	410	21.65	17.08	23.93	21.00
47-2061	Construction Laborers	2,240	15.49	10.87	17.80	14.58
47-2071	Paving, Surfacing, and Tamping Equipment Operators	300	20.71	15.10	23.52	19.49
47-2073	Operating Engineers and Other Construction Equipment Operators	850	23.23	16.21	26.75	22.59
47-2081	Drywall and Ceiling Tile Installers	200	23.91	17.25	27.24	23.73
47-2082	Tapers	30	29.30	20.81	33.54	31.97
47-2111	Electricians	1,470	25.41	16.47	29.88	24.13
47-2131	Insulation Workers, Floor, Ceiling, and Wall	150	18.49	13.66	20.90	16.93
47-2132	Insulation Workers, Mechanical	260	23.58	15.68	27.53	23.48
47-2141	Painters, Construction and Maintenance	650	17.50	12.87	19.81	15.95
47-2151	Pipelayers	50	19.70	15.80	21.65	18.99
47-2152	Plumbers, Pipefitters, and Steamfitters	1,120	25.95	17.88	29.99	26.15
47-2161	Plasterers and Stucco Masons	60	20.24	16.27	22.23	20.79
47-2181	Roofers	230	18.24	13.31	20.70	18.46
47-2211	Sheet Metal Workers	330	22.75	15.79	26.23	22.49
47-2221	Structural Iron and Steel Workers	100	20.91	17.42	22.66	19.74
47-3011	Helpers--Brick-, Block-, Stonemasons, and Tile and Marble Setters	90	13.74	10.56	15.33	13.66
47-3012	Helpers--Carpenters	140	11.85	8.69	13.42	11.17
47-3013	Helpers--Electricians	280	13.34	10.27	14.88	13.08
47-3015	Helpers--Pipelayers, Plumbers, Pipefitters, and Steamfitters	60	13.29	10.78	14.54	13.95
47-4011	Construction and Building Inspectors	290	22.76	16.94	25.67	21.66
47-4041	Hazardous Materials Removal Workers	100	21.12	15.14	24.11	22.14
47-4071	Septic Tank Servicers and Sewer Pipe Cleaners	40	16.80	13.82	18.29	16.03
<b>49-0000</b>	<b><u>Installation, Maintenance, and Repair Occupations</u></b>	<b>11,280</b>	<b>21.71</b>	<b>12.85</b>	<b>26.14</b>	<b>20.97</b>
49-1011	First-Line Supervisors/Managers of Mechanics, Installers, and Repairers	790	31.57	22.29	36.22	31.57
49-2011	Computer, Automated Teller, and Office Machine Repairers	140	18.96	11.23	22.82	15.44
49-2022	Telecom. Equipment Installers and Repairers, Except Line Installers	280	23.62	14.86	28.00	26.54
49-2092	Electric Motor, Power Tool, and Related Repairers	10	21.41	17.45	23.39	22.12

Delaware Wages 2008 - New Castle County

CODE	OCCUPATIONAL TITLES	Empl	(\$)Mean	(\$)Entry	(\$)Exp	(\$)Median
49-2094	Electrical and Electronics Repairers, Commercial and Industrial Equipment	270	28.87	21.19	32.71	30.25
49-2095	Electrical and Electronics Repairers, Powerhouse, Substation, and Relay	200	33.58	28.10	36.32	34.77
49-2096	Electronic Equipment Installers and Repairers, Motor Vehicles	50	13.75	10.78	15.23	13.80
49-2097	Electronic Home Entertainment Equipment Installers and Repairers	110	15.80	11.27	18.06	14.73
49-2098	Security and Fire Alarm Systems Installers	150	23.06	15.86	26.66	21.88
49-3011	Aircraft Mechanics and Service Technicians	210	26.50	18.83	30.34	26.32
49-3021	Automotive Body and Related Repairers	300	20.54	12.79	24.42	18.71
49-3023	Automotive Service Technicians and Mechanics	1,510	18.52	11.59	21.99	17.67
49-3031	Bus and Truck Mechanics and Diesel Engine Specialists	300	23.85	17.98	26.79	23.38
49-3041	Farm Equipment Mechanics	40	17.36	13.91	19.09	17.02
49-3042	Mobile Heavy Equipment Mechanics, Except Engines	290	22.65	17.63	25.16	22.72
49-3093	Tire Repairers and Changers	90	11.47	8.62	12.89	10.10
49-9012	Control and Valve Installers and Repairers, Except Mechanical Door	120	32.91	26.25	36.23	34.73
49-9021	Heating, Air Conditioning, and Refrigeration Mechanics and Installers	1,010	21.49	14.81	24.82	21.40
49-9031	Home Appliance Repairers	80	16.40	9.48	19.86	14.13
49-9041	Industrial Machinery Mechanics	460	26.71	20.00	30.07	27.19
49-9042	Maintenance and Repair Workers, General	2,330	18.41	11.27	21.98	17.61
49-9044	Millwrights	130	28.26	17.90	33.44	31.59
49-9051	Electrical Power-Line Installers and Repairers	190	29.62	19.90	34.48	32.41
49-9052	Telecommunications Line Installers and Repairers	880	25.74	20.45	28.39	27.02
49-9069	Precision Instrument and Equipment Repairers, All Other	20	27.76	25.61	28.84	27.96
49-9098	Helpers--Installation, Maintenance, and Repair Workers	360	13.62	10.07	15.40	12.92
49-9099	Installation, Maintenance, and Repair Workers, All Other	240	16.21	10.57	19.04	14.41
<b>51-0000</b>	<b>Production Occupations</b>	<b>12,080</b>	<b>19.94</b>	<b>10.99</b>	<b>24.42</b>	<b>18.63</b>
51-1011	First-Line Supervisors/Managers of Production and Operating Workers	830	32.01	23.04	36.50	32.07
51-2022	Electrical and Electronic Equipment Assemblers	350	17.20	12.07	19.77	17.11
51-2041	Structural Metal Fabricators and Fitters	150	18.06	14.00	20.08	17.54
51-2092	Team Assemblers	510	14.88	10.22	17.21	15.17
51-3011	Bakers	200	12.92	9.15	14.81	12.05
51-3021	Butchers and Meat Cutters	150	15.54	11.47	17.58	15.37
51-3022	Meat, Poultry, and Fish Cutters and Trimmers	60	9.64	7.71	10.60	9.34
51-4011	Computer-Controlled Machine Tool Operators, Metal and Plastic	140	16.73	12.19	19.00	15.17
51-4012	Numerical Tool and Process Control Programmers	10	23.44	15.61	27.35	19.17
51-4021	Extruding and Drawing Machine Operators and Tenders, Metal and Plastic	70	16.95	12.73	19.06	17.11
51-4031	Cutting, Punching, and Press Machine Operators, Metal and Plastic	210	13.34	10.64	14.68	12.41

Delaware Wages 2008 - New Castle County

CODE	OCCUPATIONAL TITLES	Empl	(\$) <u>Mean</u>	(\$) <u>Entry</u>	(\$) <u>Exp</u>	(\$) <u>Median</u>
51-4032	Drilling and Boring Machine Tool Operators and Tenders, Metal and Plastic	20	16.91	12.38	19.18	16.01
51-4041	Machinists	330	24.23	18.80	26.95	24.60
51-4121	Welders, Cutters, Solderers, and Brazers	400	21.34	14.79	24.61	19.30
51-4199	Metal Workers and Plastic Workers, All Other	120	20.06	12.24	23.97	21.17
51-5011	Bindery Workers	50	14.68	10.02	17.01	13.89
51-5023	Printing Machine Operators	230	16.72	11.26	19.46	16.20
51-6011	Laundry and Dry-Cleaning Workers	460	9.42	7.52	10.37	8.42
51-6031	Sewing Machine Operators	30	14.16	9.37	16.55	15.80
51-7011	Cabinetmakers and Bench Carpenters	110	16.90	12.19	19.26	16.96
51-7021	Furniture Finishers	20	18.14	14.31	20.06	18.38
51-8012	Power Distributors and Dispatchers	60	34.10	28.84	36.73	35.18
51-8013	Power Plant Operators	210	30.68	27.46	32.29	30.56
51-8021	Stationary Engineers and Boiler Operators	30	30.44	23.69	33.82	32.08
51-8031	Water and Liquid Waste Treatment Plant and System Operators	110	20.76	13.63	24.33	20.74
51-8093	Petroleum Pump System Operators, Refinery Operators, and Gaugers	60	27.17	19.48	31.01	28.75
51-9011	Chemical Equipment Operators and Tenders	520	25.76	20.92	28.18	26.61
51-9021	Crushing, Grinding, and Polishing Machine Setters, Operators, and Tenders	60	13.83	9.35	16.07	14.32
51-9023	Mixing and Blending Machine Setters, Operators, and Tenders	100	16.40	12.76	18.22	15.39
51-9041	Extruding, Forming, Pressing, and Compacting Machine Operators	60	17.19	13.58	18.99	17.62
51-9061	Inspectors, Testers, Sorters, Samplers, and Weighers	470	17.92	11.82	20.96	16.80
51-9081	Dental Laboratory Technicians	120	20.37	13.13	23.99	19.80
51-9111	Packaging and Filling Machine Operators and Tenders	460	16.30	9.22	19.84	14.88
51-9121	Coating, Painting, and Spraying Machine Setters, Operators, and Tenders	30	17.41	12.84	19.70	17.26
51-9122	Painters, Transportation Equipment	80	19.99	14.16	22.91	17.87
51-9131	Photographic Process Workers	40	13.33	10.49	14.75	12.30
51-9132	Photographic Processing Machine Operators	140	10.05	8.56	10.80	9.66
51-9198	Helpers--Production Workers	470	11.77	9.41	12.95	11.44
<b>53-0000</b>	<b>Transportation and Material Moving Occupations</b>	<b>15,960</b>	<b>15.41</b>	<b>9.59</b>	<b>18.32</b>	<b>13.82</b>
53-1021	First-Line Super./Managers of Helpers, Laborers, and Material Movers, Hand	220	24.60	17.08	28.36	24.13
53-1031	First-Line Supervisors/Managers of Transportation Vehicle Operators	430	29.00	19.76	33.62	28.42
53-2012	Commercial Pilots	50	<b>80,806</b>	<b>48,833</b>	<b>96,793</b>	<b>80,070</b>
53-3011	Ambulance Drivers and Attendants, Except Emergency Medical Technicians	50	12.32	9.64	13.66	12.15
53-3021	Bus Drivers, Transit and Intercity	200	14.07	12.24	14.99	14.04
53-3022	Bus Drivers, School	830	13.73	12.90	14.14	13.95
53-3031	Driver/Sales Workers	750	12.56	7.42	15.13	9.78

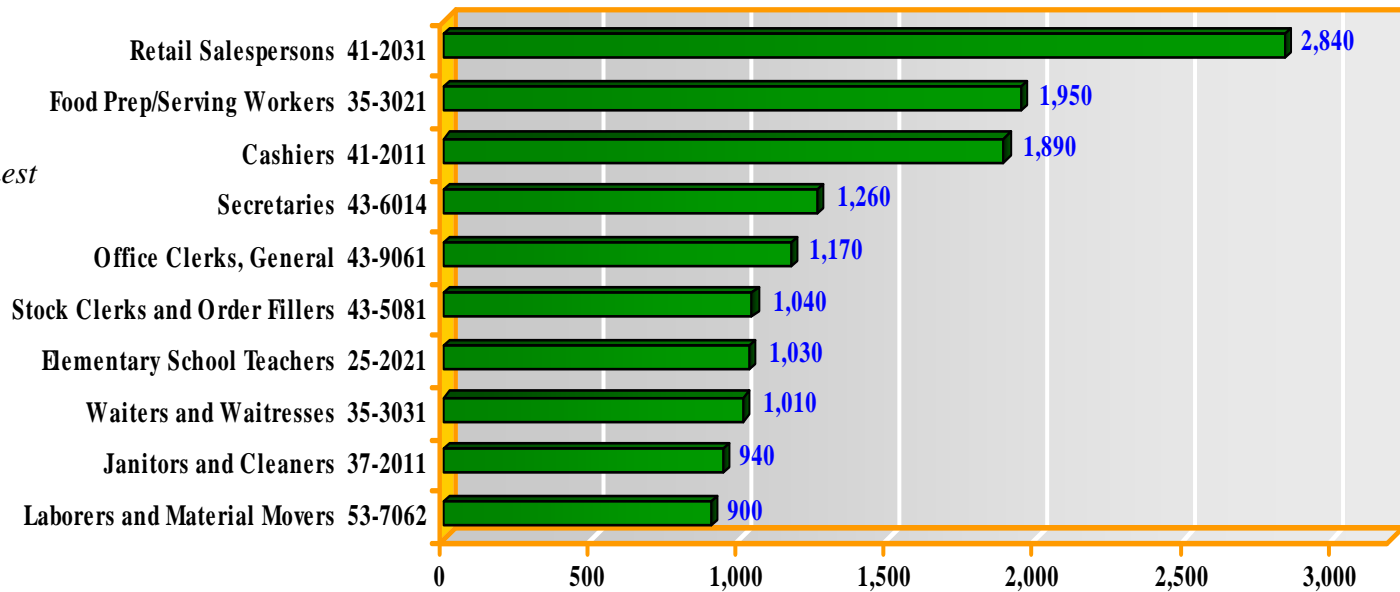
Delaware Wages 2008 - New Castle County

<b>CODE</b>	<b>OCCUPATIONAL TITLES</b>	<b>Empl</b>	<b>(\$)Mean</b>	<b>(\$)Entry</b>	<b>(\$)Exp</b>	<b>(\$)Median</b>
53-3032	Truck Drivers, Heavy and Tractor-Trailer	2,350	20.58	15.25	23.25	19.90
53-3033	Truck Drivers, Light or Delivery Services	1,920	15.47	9.65	18.38	14.49
53-3041	Taxi Drivers and Chauffeurs	350	11.06	8.30	12.43	10.53
53-3099	Motor Vehicle Operators, All Other	120	12.35	8.60	14.23	9.50
53-5021	Captains, Mates, and Pilots of Water Vessels	20	47.29	21.52	60.18	36.12
53-6021	Parking Lot Attendants	230	9.99	8.47	10.75	9.33
53-6051	Transportation Inspectors	100	17.80	13.54	19.93	16.56
53-7021	Crane and Tower Operators	120	18.41	16.16	19.54	18.06
53-7032	Excavating and Loading Machine and Dragline Operators	80	23.03	14.91	27.09	22.54
53-7051	Industrial Truck and Tractor Operators	790	15.04	11.47	16.83	14.55
53-7061	Cleaners of Vehicles and Equipment	500	10.37	7.89	11.61	9.22
53-7062	Laborers and Freight, Stock, and Material Movers, Hand	4,040	13.92	9.46	16.15	13.43
53-7081	Refuse and Recyclable Material Collectors	280	15.30	10.42	17.74	15.25

Delaware Wages 2008

# Kent County

## Kent County Top Occupations



*Figure 4– Kent County occupations with the highest employment levels*

## Kent County Highest Paid Occupations

CODE	OCCUPATIONAL TITLES	(\$) <b>Mean</b>	<b>Empl</b>
29-1069	Physicians and Surgeons, All Other	104.90	40
29-1067	Surgeons	101.49	30
29-1021	Dentists, General	92.46	40
11-1011	Chief Executives	90.10	90
29-1062	Family and General Practitioners	86.81	60
11-9041	Engineering Managers	59.94	30
11-2022	Sales Managers	53.04	70
23-1011	Lawyers	51.30	180
11-3061	Purchasing Managers	51.07	20
11-2021	Marketing Managers	50.57	10

*Figure 5 - Kent County occupations with the highest mean hourly wage*



## Delaware Wages 2008 - Kent County

CODE	OCCUPATIONAL TITLES	Empl	(\$) <u>Mean</u>	(\$) <u>Entry</u>	(\$) <u>Exp</u>	(\$) <u>Median</u>
<b>00-0000</b>	<b>Total all occupations</b>	59,460	18.37	9.00	23.05	15.15
<b>11-0000</b>	<b>Management Occupations</b>	2,130	43.61	24.68	53.08	39.27
11-1011	Chief Executives	90	90.10	62.98	103.66	N/A
11-1021	General and Operations Managers	450	48.69	27.07	59.50	43.69
11-2011	Advertising and Promotions Managers	10	32.97	22.28	38.31	34.29
11-2021	Marketing Managers	10	50.57	28.27	61.72	53.10
11-2022	Sales Managers	70	53.04	31.62	63.74	53.11
11-3011	Administrative Services Managers	80	37.91	25.71	44.01	36.18
11-3021	Computer and Information Systems Managers	90	45.09	34.57	50.35	44.09
11-3031	Financial Managers	140	45.66	30.03	53.47	42.29
11-3049	Human Resources Managers, All Other	10	47.39	37.62	52.27	45.78
11-3051	Industrial Production Managers	50	42.26	23.56	51.61	39.91
11-3061	Purchasing Managers	20	51.07	34.16	59.52	50.71
11-3071	Transportation, Storage, and Distribution Managers	50	34.35	23.54	39.75	31.29
11-9021	Construction Managers	120	39.27	25.03	46.39	34.61
11-9031	Education Administrators, Preschool and Child Care Center/Program	10	16.11	13.64	17.35	14.87
11-9033	Education Administrators, Postsecondary	110	44.26	26.41	53.19	37.41
11-9041	Engineering Managers	30	59.94	47.19	66.32	56.83
11-9051	Food Service Managers	120	26.97	21.46	29.73	25.61
11-9081	Lodging Managers	20	26.69	22.94	28.56	25.66
11-9111	Medical and Health Services Managers	190	40.04	29.03	45.55	37.57
11-9121	Natural Sciences Managers	30	44.16	38.36	47.05	45.11
11-9141	Property, Real Estate, and Community Association Managers	30	21.28	12.01	25.91	15.77
11-9151	Social and Community Service Managers	80	32.05	23.70	36.22	29.32
11-9199	Managers, All Other	50	39.46	26.57	45.90	38.12
<b>13-0000</b>	<b>Business and Financial Operations Occupations</b>	2,350	25.93	17.51	30.14	24.28
13-1022	Wholesale and Retail Buyers, Except Farm Products	40	22.34	13.33	26.85	20.81
13-1023	Purchasing Agents, Except Wholesale, Retail, and Farm Products	100	25.16	18.16	28.66	24.08
13-1041	Compliance Officers, Except Ag., Const., Health and Safety, and Trans.	270	20.44	14.61	23.35	20.12
13-1051	Cost Estimators	80	26.07	13.98	32.12	23.23
13-1071	Employment, Recruitment, and Placement Specialists	50	22.22	20.27	23.19	22.31
13-1072	Compensation, Benefits, and Job Analysis Specialists	40	22.44	16.71	25.30	21.26
13-1073	Training and Development Specialists	120	24.89	18.77	27.94	25.00
13-1079	Human Resources, Training, and Labor Relations Specialists, All Other	170	26.30	20.90	29.00	25.53

Delaware Wages 2008 - Kent County

CODE	OCCUPATIONAL TITLES	Empl	(\$) Mean	(\$) Entry	(\$) Exp	(\$) Median
13-1081	Logisticians	70	28.55	22.03	31.80	28.14
13-1111	Management Analysts	170	28.51	21.04	32.24	27.18
13-1199	Business Operations Specialists, All Other	170	29.59	22.11	33.33	28.70
13-2011	Accountants and Auditors	470	26.29	18.77	30.06	24.71
13-2021	Appraisers and Assessors of Real Estate	60	25.91	17.03	30.35	23.03
13-2031	Budget Analysts	50	26.99	20.18	30.40	25.07
13-2051	Financial Analysts	30	36.74	19.94	45.14	35.84
13-2052	Personal Financial Advisors	80	33.50	20.33	40.08	30.92
13-2053	Insurance Underwriters	10	31.59	22.69	36.04	34.70
13-2061	Financial Examiners	20	33.67	24.10	38.45	35.90
13-2072	Loan Officers	90	25.24	12.96	31.38	23.39
13-2099	Financial Specialists, All Other	30	38.16	18.33	48.07	23.94
<b>15-0000</b>	<b>Computer and Mathematical Occupations</b>	1,010	29.55	19.11	34.77	28.52
15-1021	Computer Programmers	200	29.79	22.42	33.47	30.03
15-1032	Computer Software Engineers, Systems Software	40	44.12	36.99	47.69	45.76
15-1041	Computer Support Specialists	200	23.84	16.77	27.37	24.01
15-1051	Computer Systems Analysts	220	33.91	20.63	40.55	34.64
15-1071	Network and Computer Systems Administrators	140	24.43	19.06	27.11	24.23
15-1081	Network Systems and Data Communications Analysts	80	31.26	21.60	36.09	32.20
15-1099	Computer Specialists, All Other	20	24.09	9.60	31.33	27.19
15-2041	Statisticians	20	23.93	15.99	27.90	22.11
<b>17-0000</b>	<b>Architecture and Engineering Occupations</b>	1,070	27.48	15.36	33.54	26.14
17-1022	Surveyors	30	22.28	18.00	24.42	22.49
17-2051	Civil Engineers	210	33.73	25.88	37.65	31.86
17-2071	Electrical Engineers	30	35.26	33.35	36.21	35.69
17-2081	Environmental Engineers	40	33.32	25.84	37.06	33.58
17-2112	Industrial Engineers	70	34.40	26.13	38.53	32.81
17-2141	Mechanical Engineers	20	27.89	16.86	33.41	19.32
17-3011	Architectural and Civil Drafters	50	20.06	14.22	22.98	20.18
17-3022	Civil Engineering Technicians	180	20.39	16.00	22.59	20.16
17-3025	Environmental Engineering Technicians	60	17.17	13.44	19.03	16.49
17-3031	Surveying and Mapping Technicians	30	19.57	16.45	21.13	18.93

Delaware Wages 2008 - Kent County

CODE	OCCUPATIONAL TITLES	Empl	(\$) <b>Mean</b>	(\$) <b>Entry</b>	(\$) <b>Exp</b>	(\$) <b>Median</b>
<b>19-0000</b>	<b><u>Life, Physical, and Social Science Occupations</u></b>	640	25.83	16.44	30.53	24.66
19-1022	Microbiologists	20	22.63	19.73	24.07	21.77
19-2031	Chemists	60	31.34	23.51	35.25	29.24
19-2041	Environmental Scientists and Specialists, Including Health	130	28.05	21.15	31.50	27.75
19-3021	Market Research Analysts	60	19.85	16.15	21.70	18.84
19-3031	Clinical, Counseling, and School Psychologists	30	34.54	26.46	38.58	36.12
19-3099	Social Scientists and Related Workers, All Other	20	32.62	24.63	36.61	34.01
19-4021	Biological Technicians	30	15.59	9.85	18.47	13.96
19-4031	Chemical Technicians	40	15.59	11.80	17.48	14.81
19-4099	Life, Physical, and Social Science Technicians, All Other	20	22.77	16.77	25.77	21.53
<b>21-0000</b>	<b><u>Community and Social Services Occupations</u></b>	1,170	20.19	13.91	23.33	19.40
21-1012	Educational, Vocational, and School Counselors	190	25.86	18.03	29.77	24.66
21-1014	Mental Health Counselors	20	19.93	16.60	21.60	20.50
21-1021	Child, Family, and School Social Workers	330	19.11	14.05	21.64	18.70
21-1022	Medical and Public Health Social Workers	50	21.72	17.01	24.07	21.65
21-1093	Social and Human Service Assistants	180	13.61	9.66	15.58	13.66
<b>23-0000</b>	<b><u>Legal Occupations</u></b>	520	33.17	15.54	41.98	23.64
23-1011	Lawyers	180	51.30	30.11	61.89	45.11
23-2011	Paralegals and Legal Assistants	90	19.92	16.43	21.67	19.55
23-2092	Law Clerks	130	18.60	14.75	20.52	17.83
<b>25-0000</b>	<b><u>Education, Training, and Library Occupations</u></b>	4,170	24.16	13.99	29.24	22.95
25-2011	Preschool Teachers, Except Special Education	190	10.01	8.02	11.01	9.25
25-2021	Elementary School Teachers, Except Special Education	1,030	<b>44,311</b>	<b>25,212</b>	<b>53,860</b>	<b>44,131</b>
25-3099	Teachers and Instructors, All Other	110	<b>63,194</b>	<b>49,903</b>	<b>69,839</b>	<b>63,257</b>
25-4021	Librarians	80	27.54	19.18	31.71	26.96
25-4031	Library Technicians	20	18.68	13.13	21.46	18.16
25-9031	Instructional Coordinators	70	30.06	21.49	34.34	27.14
25-9041	Teacher Assistants	350	<b>34,371</b>	<b>21,865</b>	<b>40,624</b>	<b>33,218</b>

Delaware Wages 2008 - Kent County

<b>CODE</b>	<b>OCCUPATIONAL TITLES</b>	<b>Empl</b>	<b>(\$)<b>Mean</b></b>	<b>(\$)<b>Entry</b></b>	<b>(\$)<b>Exp</b></b>	<b>(\$)<b>Median</b></b>
<b>27-0000</b>	<b><u>Arts, Design, Entertainment, Sports, and Media Occupations</u></b>	430	20.68	10.65	25.70	18.41
27-1024	Graphic Designers	50	17.10	13.00	19.15	16.34
27-2022	Coaches and Scouts	90	<b>55,409</b>	<b>22,356</b>	<b>71,935</b>	<b>45,432</b>
27-3031	Public Relations Specialists	90	25.44	17.47	29.43	22.53
27-4021	Photographers	40	12.34	8.21	14.41	9.89
<b>29-0000</b>	<b><u>Healthcare Practitioners and Technical Occupations</u></b>	2,830	32.69	16.08	40.99	28.50
29-1021	Dentists, General	40	92.46	N/A	N/A	N/A
29-1051	Pharmacists	100	45.97	25.87	56.01	53.37
29-1062	Family and General Practitioners	60	86.81	61.65	99.40	N/A
29-1067	Surgeons	30	101.49	N/A	N/A	N/A
29-1069	Physicians and Surgeons, All Other	40	104.90	N/A	N/A	N/A
29-1071	Physician Assistants	60	44.06	38.09	47.05	44.40
29-1122	Occupational Therapists	30	23.68	16.82	27.10	19.57
29-1123	Physical Therapists	50	37.53	28.09	42.26	33.52
29-1127	Speech-Language Pathologists	40	32.09	25.81	35.23	31.10
29-1131	Veterinarians	40	50.52	31.91	59.82	46.76
29-2021	Dental Hygienists	50	29.92	23.65	33.06	30.41
29-2033	Nuclear Medicine Technologists	10	28.94	26.84	29.99	28.76
29-2034	Radiologic Technologists and Technicians	220	29.34	21.96	33.03	27.42
29-2051	Dietetic Technicians	50	10.94	7.71	12.56	9.65
29-2052	Pharmacy Technicians	220	12.24	8.16	14.27	10.76
29-2056	Veterinary Technologists and Technicians	40	13.88	9.97	15.84	13.33
29-2061	Licensed Practical and Licensed Vocational Nurses	280	21.13	16.88	23.26	20.42
29-2081	Opticians, Dispensing	60	16.05	13.75	17.20	15.26
29-9011	Occupational Health and Safety Specialists	60	26.13	18.67	29.86	24.09
<b>31-0000</b>	<b><u>Healthcare Support Occupations</u></b>	1,530	13.38	10.17	14.99	13.19
31-1012	Nursing Aides, Orderlies, and Attendants	740	12.74	10.13	14.04	12.85
31-2021	Physical Therapist Assistants	10	24.32	19.80	26.58	22.43
31-9091	Dental Assistants	140	15.61	11.68	17.57	16.32
31-9092	Medical Assistants	330	13.73	10.58	15.31	13.48
31-9094	Medical Transcriptionists	50	15.10	13.27	16.02	14.85
31-9096	Veterinary Assistants and Laboratory Animal Caretakers	50	10.70	8.45	11.82	9.95

Delaware Wages 2008 - Kent County

CODE	OCCUPATIONAL TITLES	Empl	(\$) <u>Mean</u>	(\$) <u>Entry</u>	(\$) <u>Exp</u>	(\$) <u>Median</u>
<b>33-0000</b>	<b><u>Protective Service Occupations</u></b>	1,810	20.41	12.58	24.33	18.79
33-1012	First-Line Supervisors/Managers of Police and Detectives	60	44.82	32.85	50.80	44.91
33-1099	First-Line Supervisors/Managers, Protective Service Workers, All Other	30	19.38	15.46	21.34	19.11
33-3051	Police and Sheriff's Patrol Officers	320	26.68	18.04	31.00	26.74
33-9032	Security Guards	230	11.76	9.04	13.12	11.27
33-9091	Crossing Guards	130	12.67	10.37	13.81	13.14
<b>35-0000</b>	<b><u>Food Preparation and Serving-Related Occupations</u></b>	5,730	9.72	7.52	10.83	8.33
35-1011	Chefs and Head Cooks	40	20.02	14.27	22.89	18.03
35-1012	First-Line Supervisors/Managers of Food Preparation and Serving Workers	420	15.10	10.24	17.53	14.50
35-2011	Cooks, Fast Food	100	9.36	7.50	10.28	7.89
35-2012	Cooks, Institution and Cafeteria	100	14.52	9.90	16.83	13.85
35-2014	Cooks, Restaurant	390	10.99	8.76	12.11	10.92
35-2021	Food Preparation Workers	360	9.42	7.78	10.24	8.93
35-3021	Combined Food Preparation and Serving Workers, Including Fast Food	1,950	8.04	7.48	8.31	7.63
35-3022	Counter Attendants, Cafeteria, Food Concession, and Coffee Shop	450	11.31	8.34	12.80	11.09
35-3031	Waiters and Waitresses	1,010	9.47	7.56	10.42	8.09
35-9011	Dining Room and Cafeteria Attendants and Bartender Helpers	220	8.28	7.37	8.73	7.96
35-9021	Dishwashers	210	8.44	7.56	8.89	8.05
35-9031	Hosts and Hostesses, Restaurant, Lounge, and Coffee Shop	150	9.16	8.01	9.73	8.90
<b>37-0000</b>	<b><u>Building and Grounds Cleaning and Maintenance Occupations</u></b>	1,880	11.71	8.37	13.37	10.42
37-1011	First-Line Supervisors/Managers of Housekeeping and Janitorial Workers	220	15.57	12.83	16.95	15.09
37-1012	First-Line Supervisors/Managers of Landscaping, Lawn Service Workers	40	24.87	18.25	28.18	26.39
37-2011	Janitors and Cleaners, Except Maids and Housekeeping Cleaners	940	10.95	8.39	12.23	9.94
37-2012	Maids and Housekeeping Cleaners	280	8.78	7.56	9.40	8.49
37-2021	Pest Control Workers	10	17.54	12.29	20.17	17.41
37-3011	Landscaping and Groundskeeping Workers	380	11.88	8.85	13.40	11.27
<b>39-0000</b>	<b><u>Personal Care and Service Occupations</u></b>	1,600	11.73	8.11	13.54	10.31
39-1021	First-Line Supervisors/Managers of Personal Service Workers	70	15.65	9.72	18.62	13.47
39-2021	Nonfarm Animal Caretakers	80	9.39	7.69	10.24	9.11
39-3091	Amusement and Recreation Attendants	110	9.82	7.56	10.95	8.84
39-5012	Hairdressers, Hairstylists, and Cosmetologists	230	12.47	8.83	14.30	11.32
39-9011	Child Care Workers	240	11.48	7.48	13.48	9.34
39-9032	Recreation Workers	100	13.80	9.34	16.03	12.02

Delaware Wages 2008 - Kent County

CODE	OCCUPATIONAL TITLES	Empl	(\$) <u>Mean</u>	(\$) <u>Entry</u>	(\$) <u>Exp</u>	(\$) <u>Median</u>
<b>41-0000</b>	<b><u>Sales and Related Occupations</u></b>	6,980	13.67	7.91	16.55	10.13
41-1011	First-Line Supervisors/Managers of Retail Sales Workers	590	18.41	11.58	21.83	16.57
41-1012	First-Line Supervisors/Managers of Non-Retail Sales Workers	50	29.96	17.93	35.98	27.18
41-2011	Cashiers	1,890	8.95	7.53	9.66	8.47
41-2021	Counter and Rental Clerks	320	10.85	7.44	12.55	8.86
41-2031	Retail Salespersons	2,840	12.06	7.83	14.18	9.54
41-3021	Insurance Sales Agents	170	28.77	15.72	35.30	22.29
41-3041	Travel Agents	30	18.03	17.34	18.37	17.67
41-3099	Sales Representatives, Services, All Other	220	24.60	15.27	29.27	25.83
41-4011	Sales Reps., Wholesale and Manuf., Technical and Scientific Products	40	44.79	21.20	56.58	46.93
41-4012	Sales Reps., Wholesale and Manuf., Except Tech. and Scientific Products	350	21.99	16.04	24.96	19.14
41-9022	Real Estate Sales Agents	80	25.16	12.51	31.48	18.77
41-9099	Sales and Related Workers, All Other	50	17.45	9.44	21.46	15.79
<b>43-0000</b>	<b><u>Office and Administrative Support Occupations</u></b>	9,950	14.38	9.51	16.82	13.52
43-1011	First-Line Supervisors/Managers of Office and Admin. Support Workers	490	19.79	13.63	22.87	18.41
43-2011	Switchboard Operators, Including Answering Service	100	10.46	8.80	11.30	10.12
43-3011	Bill and Account Collectors	220	13.79	10.60	15.39	12.95
43-3021	Billing and Posting Clerks and Machine Operators	180	14.96	11.68	16.60	14.50
43-3031	Bookkeeping, Accounting, and Auditing Clerks	770	14.67	10.18	16.91	14.31
43-3051	Payroll and Timekeeping Clerks	80	15.09	9.50	17.88	15.25
43-3071	Tellers	200	10.83	9.41	11.53	10.86
43-4051	Customer Service Representatives	740	13.08	9.69	14.77	12.55
43-4071	File Clerks	80	12.93	9.24	14.78	13.01
43-4121	Library Assistants, Clerical	20	10.75	8.47	11.90	10.22
43-4131	Loan Interviewers and Clerks	80	13.34	9.92	15.05	13.41
43-4141	New Accounts Clerks	40	14.84	13.34	15.59	14.91
43-4151	Order Clerks	100	12.69	8.27	14.90	11.99
43-4161	Human Resources Assistants, Except Payroll and Timekeeping	110	16.41	13.06	18.08	16.83
43-4171	Receptionists and Information Clerks	440	10.82	8.51	11.98	10.39
43-5021	Couriers and Messengers	30	10.61	8.02	11.90	10.52
43-5032	Dispatchers, Except Police, Fire, and Ambulance	40	17.75	13.65	19.80	17.85
43-5041	Meter Readers, Utilities	50	19.25	12.87	22.45	21.03
43-5061	Production, Planning, and Expediting Clerks	70	19.60	13.44	22.68	20.54
43-5071	Shipping, Receiving, and Traffic Clerks	250	14.60	8.67	17.56	13.11
43-5081	Stock Clerks and Order Fillers	1,040	11.21	8.21	12.70	10.24

Delaware Wages 2008 - Kent County

CODE	OCCUPATIONAL TITLES	Empl	(\$)Mean	(\$)Entry	(\$)Exp	(\$)Median
43-5111	Weighers, Measurers, Checkers, and Samplers, Recordkeeping	30	17.31	14.12	18.90	17.15
43-6011	Executive Secretaries and Administrative Assistants	390	19.74	13.77	22.72	19.00
43-6012	Legal Secretaries	160	15.92	12.16	17.80	14.81
43-6013	Medical Secretaries	450	12.76	10.44	13.92	11.99
43-6014	Secretaries, Except Legal, Medical, and Executive	1,260	15.97	11.95	17.99	15.93
43-9021	Data Entry Keyers	160	12.67	9.55	14.23	12.61
43-9022	Word Processors and Typists	80	14.99	9.69	17.64	14.27
43-9041	Insurance Claims and Policy Processing Clerks	50	13.99	11.81	15.08	13.82
43-9061	Office Clerks, General	1,170	13.23	8.55	15.57	12.06
43-9199	Office and Administrative Support Workers, All Other	60	15.33	10.50	17.75	15.67
<b>47-0000</b>	<b><u>Construction and Extraction Occupations</u></b>	<b>2,780</b>	<b>18.26</b>	<b>11.59</b>	<b>21.59</b>	<b>16.67</b>
47-1011	First-Line Super./Managers of Construction Trades and Extraction Workers	280	27.13	18.94	31.23	25.76
47-2021	Brickmasons and Blockmasons	30	21.68	19.06	22.99	22.66
47-2031	Carpenters	340	17.34	12.41	19.81	15.62
47-2061	Construction Laborers	520	12.80	9.58	14.42	11.84
47-2073	Operating Engineers and Other Construction Equipment Operators	230	17.96	13.45	20.22	16.99
47-2111	Electricians	350	20.57	13.63	24.04	19.83
47-2141	Painters, Construction and Maintenance	80	15.01	11.77	16.63	15.65
47-2152	Plumbers, Pipefitters, and Steamfitters	130	24.18	16.34	28.10	21.91
47-3012	Helpers--Carpenters	40	11.42	10.14	12.06	11.46
47-4011	Construction and Building Inspectors	70	23.54	17.12	26.74	22.75
47-4071	Septic Tank Servicers and Sewer Pipe Cleaners	20	13.17	11.25	14.13	13.61
<b>49-0000</b>	<b><u>Installation, Maintenance, and Repair Occupations</u></b>	<b>3,100</b>	<b>20.33</b>	<b>12.55</b>	<b>24.23</b>	<b>19.65</b>
49-1011	First-Line Supervisors/Managers of Mechanics, Installers, and Repairers	260	29.40	21.17	33.51	28.87
49-2022	Telecom. Equipment Installers and Repairers, Except Line Installers	110	19.58	13.90	22.42	20.26
49-3021	Automotive Body and Related Repairers	80	17.59	11.18	20.79	17.15
49-3023	Automotive Service Technicians and Mechanics	430	17.13	11.24	20.08	16.89
49-3031	Bus and Truck Mechanics and Diesel Engine Specialists	60	18.39	13.99	20.58	17.72
49-3042	Mobile Heavy Equipment Mechanics, Except Engines	70	19.00	13.98	21.51	18.77
49-9012	Control and Valve Installers and Repairers, Except Mechanical Door	40	21.71	14.96	25.09	19.00
49-9041	Industrial Machinery Mechanics	220	23.91	20.36	25.68	23.65
49-9042	Maintenance and Repair Workers, General	550	17.46	12.13	20.12	16.40
49-9052	Telecommunications Line Installers and Repairers	200	25.12	18.21	28.57	27.51

Delaware Wages 2008 - Kent County

CODE	OCCUPATIONAL TITLES	Empl	(\$) <u>Mean</u>	(\$) <u>Entry</u>	(\$) <u>Exp</u>	(\$) <u>Median</u>
49-9091	Coin, Vending, and Amusement Machine Servicers and Repairers	40	14.49	12.17	15.64	14.81
49-9098	Helpers--Installation, Maintenance, and Repair Workers	80	12.69	9.72	14.18	12.54
49-9099	Installation, Maintenance, and Repair Workers, All Other	60	20.54	13.68	23.96	18.22
<b>51-0000</b>	<b><u>Production Occupations</u></b>	3,510	14.67	8.78	17.61	13.40
51-1011	First-Line Supervisors/Managers of Production and Operating Workers	200	25.49	16.08	30.19	24.24
51-2092	Team Assemblers	310	12.48	9.70	13.87	11.46
51-2099	Assemblers and Fabricators, All Other	190	15.81	11.46	17.99	15.20
51-3011	Bakers	60	9.29	8.73	9.57	9.19
51-3021	Butchers and Meat Cutters	70	15.67	11.29	17.86	15.28
51-4041	Machinists	60	14.91	10.94	16.89	12.69
51-4121	Welders, Cutters, Solderers, and Brazers	70	17.76	12.29	20.50	17.80
51-5023	Printing Machine Operators	50	14.91	10.13	17.30	14.77
51-8021	Stationary Engineers and Boiler Operators	10	24.54	20.97	26.33	24.81
51-8031	Water and Liquid Waste Treatment Plant and System Operators	70	16.73	13.07	18.57	15.96
51-9061	Inspectors, Testers, Sorters, Samplers, and Weighers	100	17.96	12.73	20.58	17.76
51-9083	Ophthalmic Laboratory Technicians	70	12.10	8.82	13.74	11.41
51-9111	Packaging and Filling Machine Operators and Tenders	230	12.92	8.82	14.96	11.73
51-9122	Painters, Transportation Equipment	10	16.44	14.23	17.54	16.82
51-9132	Photographic Processing Machine Operators	40	9.81	8.44	10.49	9.60
51-9198	Helpers--Production Workers	400	8.55	7.48	9.09	8.10
<b>53-0000</b>	<b><u>Transportation and Material Moving Occupations</u></b>	4,130	14.60	8.62	17.59	12.79
53-1021	First-Line Super./Managers of Helpers, Laborers, and Material Movers, Hand	100	20.93	15.44	23.67	21.25
53-1031	First-Line Supervisors/Managers of Transportation Vehicle Operators	110	23.91	15.34	28.20	22.50
53-3022	Bus Drivers, School	420	10.41	7.35	11.93	8.81
53-3031	Driver/Sales Workers	250	12.33	7.48	14.76	11.14
53-3032	Truck Drivers, Heavy and Tractor-Trailer	620	16.15	11.20	18.63	15.98
53-3033	Truck Drivers, Light or Delivery Services	360	18.77	10.23	23.03	17.82
53-3041	Taxi Drivers and Chauffeurs	120	10.30	8.47	11.21	10.24
53-3099	Motor Vehicle Operators, All Other	100	14.56	10.62	16.52	11.39
53-6021	Parking Lot Attendants	70	8.25	7.49	8.63	7.78
53-7051	Industrial Truck and Tractor Operators	280	15.00	10.77	17.12	14.16
53-7061	Cleaners of Vehicles and Equipment	160	10.37	7.69	11.71	9.79
53-7062	Laborers and Freight, Stock, and Material Movers, Hand	900	12.15	8.33	14.06	10.45
53-7064	Packers and Packagers, Hand	220	12.32	7.75	14.60	10.73



Delaware Wages 2008

# Sussex County

## Sussex County Top Occupations

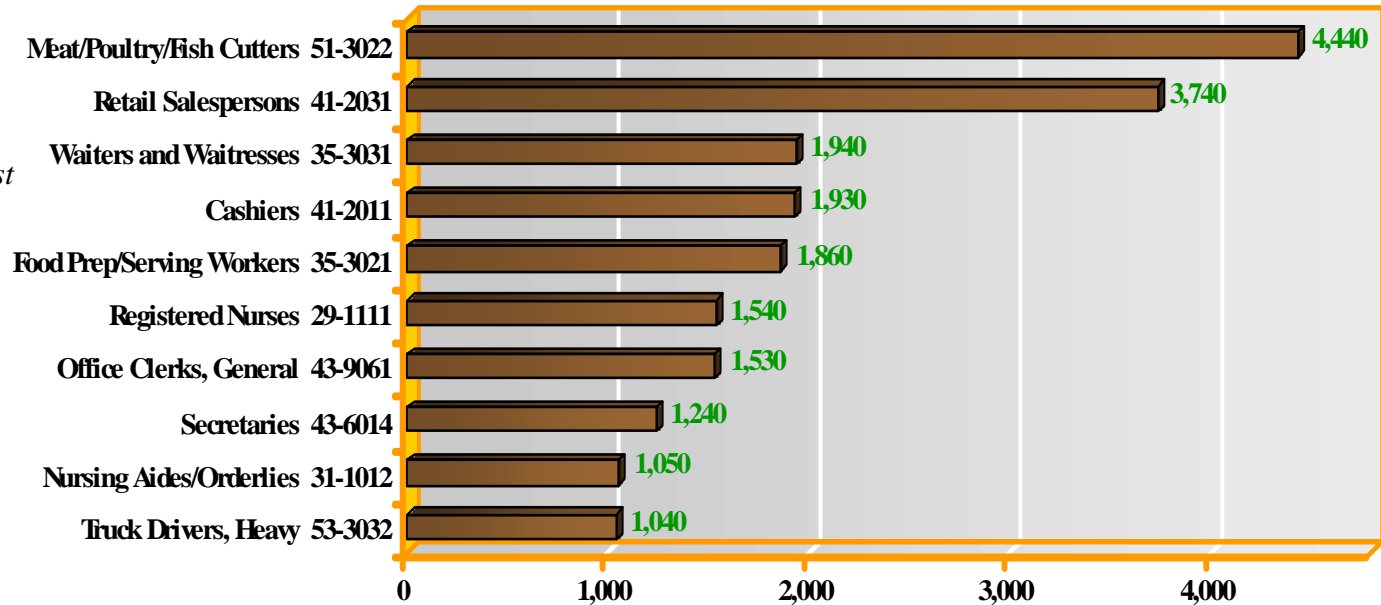


Figure 6– Sussex County occupations with the highest employment levels

## Sussex County Highest Paid Occupations

CODE	OCCUPATIONAL TITLES	(\$) Mean	Empl
29-1069	Physicians and Surgeons, All Other	103.05	160
29-1021	Dentists, General	93.46	10
29-1062	Family and General Practitioners	78.30	50
29-1063	Internists, General	71.10	20
23-1011	Lawyers	70.58	150
11-1011	Chief Executives	70.51	40
23-1023	Judges, Magistrate Judges, and Magistrates	62.54	30
11-2022	Sales Managers	61.22	50
11-9121	Natural Sciences Managers	60.85	20
11-3049	Human Resources Managers, All Other	52.87	10

Figure 7 - Sussex County occupations with the highest mean hourly wage

Delaware Wages 2008 - Sussex County

CODE	OCCUPATIONAL TITLES	Empl	(\$) <u>Mean</u>	(\$) <u>Entry</u>	(\$) <u>Exp</u>	(\$) <u>Median</u>
<b>00-0000</b>	<b>Total all occupations</b>	71,660	17.01	9.18	20.92	13.49
<b>11-0000</b>	<b>Management Occupations</b>	2,090	41.29	22.07	50.90	37.71
11-1011	Chief Executives	40	70.51	50.72	80.41	62.55
11-1021	General and Operations Managers	570	48.84	25.29	60.61	40.75
11-2021	Marketing Managers	20	50.57	37.82	56.95	50.38
11-2022	Sales Managers	50	61.22	35.07	74.30	57.59
11-3011	Administrative Services Managers	110	40.86	27.79	47.39	41.88
11-3021	Computer and Information Systems Managers	30	48.78	32.04	57.14	49.17
11-3031	Financial Managers	70	44.87	31.54	51.54	42.87
11-3041	Compensation and Benefits Managers	20	47.28	37.17	52.34	47.26
11-3042	Training and Development Managers	10	43.26	28.00	50.89	40.94
11-3049	Human Resources Managers, All Other	10	52.87	37.38	60.61	52.22
11-3051	Industrial Production Managers	100	39.52	23.17	47.69	38.03
11-3061	Purchasing Managers	10	40.54	29.98	45.82	41.08
11-3071	Transportation, Storage, and Distribution Managers	40	43.83	26.00	52.75	41.03
11-9021	Construction Managers	200	36.58	21.60	44.06	32.40
11-9031	Education Administrators, Preschool and Child Care Center/Program	90	17.32	14.25	18.85	15.47
11-9032	Education Administrators, Elementary and Secondary School	100	<b>92,464</b>	<b>73,463</b>	<b>101,964</b>	<b>93,195</b>
11-9041	Engineering Managers	30	47.77	33.98	54.67	50.83
11-9051	Food Service Managers	80	28.31	19.03	32.95	25.60
11-9061	Funeral Directors	20	43.44	26.60	51.86	36.81
11-9081	Lodging Managers	50	30.05	16.99	36.58	28.66
11-9111	Medical and Health Services Managers	160	38.76	25.45	45.41	39.23
11-9121	Natural Sciences Managers	20	60.85	47.76	67.39	60.02
11-9141	Property, Real Estate, and Community Association Managers	80	35.66	23.21	41.89	38.83
11-9151	Social and Community Service Managers	80	26.29	20.01	29.44	25.22
11-9199	Managers, All Other	30	40.95	26.35	48.25	45.46
<b>13-0000</b>	<b>Business and Financial Operations Occupations</b>	2,000	25.03	15.19	29.94	22.86
13-1022	Wholesale and Retail Buyers, Except Farm Products	50	24.84	16.43	29.04	24.84
13-1023	Purchasing Agents, Except Wholesale, Retail, and Farm Products	130	25.15	15.92	29.76	23.50
13-1031	Claims Adjusters, Examiners, and Investigators	30	30.95	22.03	35.41	31.98
13-1041	Compliance Officers, Except Ag., Const., Health and Safety, and Trans.	130	24.95	18.40	28.23	24.69
13-1051	Cost Estimators	190	22.66	13.81	27.09	19.19
13-1071	Employment, Recruitment, and Placement Specialists	50	21.77	15.27	25.01	21.73

Delaware Wages 2008 - Sussex County

CODE	OCCUPATIONAL TITLES	Empl	(\$) <u>Mean</u>	(\$) <u>Entry</u>	(\$) <u>Exp</u>	(\$) <u>Median</u>
13-1072	Compensation, Benefits, and Job Analysis Specialists	80	28.51	20.00	32.77	25.14
13-1073	Training and Development Specialists	90	23.18	14.22	27.66	23.72
13-1079	Human Resources, Training, and Labor Relations Specialists, All Other	50	26.53	17.88	30.86	26.17
13-1081	Logisticians	60	31.04	24.96	34.08	30.85
13-1111	Management Analysts	120	33.19	24.38	37.60	32.29
13-1121	Meeting and Convention Planners	20	20.00	15.81	22.09	19.50
13-1199	Business Operations Specialists, All Other	90	21.56	13.12	25.78	19.75
13-2011	Accountants and Auditors	420	24.54	15.04	29.29	22.07
13-2021	Appraisers and Assessors of Real Estate	50	15.65	10.13	18.41	14.64
13-2041	Credit Analysts	180	18.21	13.99	20.32	17.70
13-2072	Loan Officers	110	28.11	15.90	34.21	23.56
13-2081	Tax Examiners, Collectors, and Revenue Agents	10	25.53	17.64	29.48	24.31
<b>15-0000</b>	<b><u>Computer and Mathematical Occupations</u></b>	<b>480</b>	<b>30.06</b>	<b>18.55</b>	<b>35.81</b>	<b>27.44</b>
15-1021	Computer Programmers	50	33.43	22.60	38.84	29.37
15-1032	Computer Software Engineers, Systems Software	30	52.12	31.37	62.50	48.08
15-1041	Computer Support Specialists	150	21.26	16.36	23.71	21.50
15-1051	Computer Systems Analysts	90	37.06	30.13	40.52	36.66
15-1071	Network and Computer Systems Administrators	70	24.20	16.94	27.83	22.39
15-1081	Network Systems and Data Communications Analysts	40	29.01	16.97	35.03	27.99
<b>17-0000</b>	<b><u>Architecture and Engineering Occupations</u></b>	<b>550</b>	<b>28.12</b>	<b>15.39</b>	<b>34.48</b>	<b>26.36</b>
17-1011	Architects, Except Landscape and Naval	20	34.27	24.79	39.00	36.21
17-1022	Surveyors	30	25.83	17.59	29.95	22.80
17-2051	Civil Engineers	80	39.01	29.88	43.58	38.40
17-2071	Electrical Engineers	20	36.61	29.02	40.41	36.67
17-2112	Industrial Engineers	30	37.42	31.60	40.32	37.43
17-3011	Architectural and Civil Drafters	50	19.70	12.87	23.11	19.10
17-3012	Electrical and Electronics Drafters	20	17.80	13.90	19.75	15.63
17-3022	Civil Engineering Technicians	80	17.63	12.66	20.11	16.03
17-3023	Electrical and Electronic Engineering Technicians	10	25.85	20.19	28.68	27.22
17-3031	Surveying and Mapping Technicians	50	15.37	13.01	16.55	15.13

Delaware Wages 2008 - Sussex County

CODE	OCCUPATIONAL TITLES	Empl	(\$) Mean	(\$) Entry	(\$) Exp	(\$) Median
<b>19-0000</b>	<b><u>Life, Physical, and Social Science Occupations</u></b>	350	27.95	17.00	33.42	26.45
19-2031	Chemists	20	39.00	28.51	44.24	37.94
19-3021	Market Research Analysts	60	29.90	20.33	34.69	28.11
19-4021	Biological Technicians	40	18.26	12.08	21.35	17.93
19-4031	Chemical Technicians	40	21.28	13.70	25.06	21.97
<b>21-0000</b>	<b><u>Community and Social Services Occupations</u></b>	1,040	20.56	14.62	23.53	19.21
21-1021	Child, Family, and School Social Workers	280	19.47	15.24	21.59	18.88
21-1022	Medical and Public Health Social Workers	80	22.67	18.58	24.71	22.53
21-1023	Mental Health and Substance Abuse Social Workers	100	20.94	12.84	24.99	17.34
21-1029	Social Workers, All Other	10	23.56	17.69	26.50	22.17
21-1091	Health Educators	20	20.16	17.61	21.43	18.35
21-1093	Social and Human Service Assistants	120	15.62	11.70	17.58	16.20
21-1099	Community and Social Service Specialists, All Other	20	19.21	16.85	20.39	18.72
<b>23-0000</b>	<b><u>Legal Occupations</u></b>	420	40.38	14.46	53.34	24.40
23-1011	Lawyers	150	70.58	35.02	88.36	57.86
23-1023	Judges, Magistrate Judges, and Magistrates	30	62.54	30.46	78.58	38.10
23-2011	Paralegals and Legal Assistants	70	18.35	12.08	21.49	16.56
23-2092	Law Clerks	130	17.32	12.95	19.50	16.91
23-2093	Title Examiners, Abstractors, and Searchers	10	13.95	10.30	15.78	14.11
<b>25-0000</b>	<b><u>Education, Training, and Library Occupations</u></b>	3,760	22.07	12.73	26.74	21.25
25-2011	Preschool Teachers, Except Special Education	180	10.17	8.39	11.06	9.57
25-2022	Middle School Teachers, Except Special and Vocational Education	430	<b>54,558</b>	<b>39,342</b>	<b>62,166</b>	<b>52,007</b>
25-2031	Secondary School Teachers, Except Special and Vocational Education	310	<b>57,169</b>	<b>41,038</b>	<b>65,234</b>	<b>56,297</b>
25-2042	Special Education Teachers, Middle School	150	<b>56,307</b>	<b>40,636</b>	<b>64,142</b>	<b>56,149</b>
25-3021	Self-Enrichment Education Teachers	70	21.18	13.86	24.84	21.37
25-4031	Library Technicians	100	13.00	8.92	15.04	12.26
25-9031	Instructional Coordinators	50	28.22	18.16	33.25	24.37
25-9041	Teacher Assistants	220	<b>30,148</b>	<b>20,267</b>	<b>35,089</b>	<b>30,238</b>
<b>27-0000</b>	<b><u>Arts, Design, Entertainment, Sports, and Media Occupations</u></b>	430	17.11	9.36	20.99	15.35
27-1023	Floral Designers	30	11.85	8.95	13.30	10.87
27-1024	Graphic Designers	50	18.64	15.07	20.43	17.54
27-1025	Interior Designers	30	17.96	10.85	21.52	16.96

Delaware Wages 2008 - Sussex County

CODE	OCCUPATIONAL TITLES	Empl	(\$) <u>Mean</u>	(\$) <u>Entry</u>	(\$) <u>Exp</u>	(\$) <u>Median</u>
27-3031	Public Relations Specialists	30	24.00	17.25	27.38	23.36
27-3041	Editors	20	23.23	18.46	25.61	22.26
27-3043	Writers and Authors	20	27.14	21.55	29.94	29.40
<b>29-0000</b>	<b>Healthcare Practitioners and Technical Occupations</b>	4,190	32.00	15.50	40.24	27.49
29-1011	Chiropractors	10	31.79	24.97	35.19	34.14
29-1021	Dentists, General	10	93.46	N/A	N/A	N/A
29-1031	Dietitians and Nutritionists	20	23.78	18.43	26.46	25.01
29-1051	Pharmacists	140	49.20	39.95	53.82	51.34
29-1062	Family and General Practitioners	50	78.30	44.74	95.08	78.63
29-1063	Internists, General	20	71.10	51.12	81.09	70.13
29-1069	Physicians and Surgeons, All Other	160	103.05	N/A	N/A	N/A
29-1071	Physician Assistants	30	33.32	13.56	43.20	34.62
29-1111	Registered Nurses	1,540	31.74	24.87	35.17	32.17
29-1122	Occupational Therapists	40	28.59	20.57	32.60	24.72
29-1123	Physical Therapists	50	49.95	33.24	58.31	39.80
29-1126	Respiratory Therapists	80	26.55	21.85	28.90	26.58
29-1127	Speech-Language Pathologists	80	33.36	25.33	37.37	34.80
29-1131	Veterinarians	40	40.66	26.64	47.67	37.71
29-2011	Medical and Clinical Laboratory Technologists	60	26.36	21.63	28.72	27.15
29-2012	Medical and Clinical Laboratory Technicians	120	19.30	11.89	23.00	20.83
29-2021	Dental Hygienists	40	27.97	23.29	30.32	27.64
29-2031	Cardiovascular Technologists and Technicians	50	26.94	14.80	33.00	30.50
29-2032	Diagnostic Medical Sonographers	50	23.76	12.55	29.37	25.44
29-2034	Radiologic Technologists and Technicians	150	27.63	20.77	31.07	27.72
29-2041	Emergency Medical Technicians and Paramedics	340	15.48	10.85	17.79	13.88
29-2051	Dietetic Technicians	70	13.30	10.15	14.88	12.62
29-2052	Pharmacy Technicians	240	13.67	9.67	15.67	12.18
29-2055	Surgical Technologists	40	17.67	12.47	20.27	17.86
29-2056	Veterinary Technologists and Technicians	60	13.68	10.75	15.14	13.22
29-2061	Licensed Practical and Licensed Vocational Nurses	430	20.30	15.97	22.47	19.90
29-2071	Medical Records and Health Information Technicians	70	14.70	10.70	16.70	14.10
29-9011	Occupational Health and Safety Specialists	20	29.59	18.78	35.00	28.49

Delaware Wages 2008 - Sussex County

CODE	OCCUPATIONAL TITLES	Empl	(\$) <u>Mean</u>	(\$) <u>Entry</u>	(\$) <u>Exp</u>	(\$) <u>Median</u>
<b>31-0000</b>	<b><u>Healthcare Support Occupations</u></b>	1,900	13.15	9.53	14.96	13.07
31-1011	Home Health Aides	210	11.37	7.97	13.07	11.80
31-1012	Nursing Aides, Orderlies, and Attendants	1,050	12.67	9.42	14.30	12.76
31-2011	Occupational Therapist Assistants	20	23.23	19.57	25.06	22.95
31-2021	Physical Therapist Assistants	50	21.80	17.62	23.90	22.20
31-2022	Physical Therapist Aides	50	12.20	10.32	13.14	12.13
31-9091	Dental Assistants	80	16.11	13.96	17.19	15.38
31-9092	Medical Assistants	190	13.92	10.59	15.59	14.06
31-9093	Medical Equipment Preparers	40	11.84	8.61	13.46	11.79
31-9094	Medical Transcriptionists	40	13.96	11.44	15.21	14.03
31-9096	Veterinary Assistants and Laboratory Animal Caretakers	50	13.33	9.47	15.25	12.31
<b>33-0000</b>	<b><u>Protective Service Occupations</u></b>	1,220	19.54	10.72	23.94	19.04
33-1012	First-Line Supervisors/Managers of Police and Detectives	20	36.02	25.13	41.47	35.65
33-1099	First-Line Supervisors/Managers, Protective Service Workers, All Other	10	19.21	16.92	20.36	18.31
33-3021	Detectives and Criminal Investigators	30	39.37	30.15	43.99	42.07
33-3041	Parking Enforcement Workers	10	11.64	8.38	13.27	9.39
33-3051	Police and Sheriff's Patrol Officers	370	23.61	14.70	28.07	23.19
33-9032	Security Guards	170	11.96	9.95	12.97	11.44
33-9092	Lifeguards, Ski Patrol, and Other Recreational Protective Service Workers	170	10.36	8.38	11.36	10.65
<b>35-0000</b>	<b><u>Food Preparation and Serving-Related Occupations</u></b>	8,280	10.42	7.55	11.86	9.30
35-1011	Chefs and Head Cooks	60	22.25	14.62	26.06	19.16
35-1012	First-Line Supervisors/Managers of Food Preparation and Serving Workers	620	15.79	11.63	17.87	14.94
35-2011	Cooks, Fast Food	210	10.67	8.06	11.97	9.46
35-2012	Cooks, Institution and Cafeteria	120	11.82	8.84	13.30	10.72
35-2014	Cooks, Restaurant	1,030	12.16	9.81	13.33	12.27
35-2015	Cooks, Short Order	150	10.78	8.62	11.87	10.62
35-2021	Food Preparation Workers	460	10.04	8.10	11.01	9.37
35-3011	Bartenders	420	10.67	7.53	12.24	9.41
35-3021	Combined Food Preparation and Serving Workers, Including Fast Food	1,860	8.13	7.43	8.48	7.69
35-3022	Counter Attendants, Cafeteria, Food Concession, and Coffee Shop	450	12.09	9.05	13.60	12.15
35-3031	Waiters and Waitresses	1,940	9.99	7.50	11.24	9.02

Delaware Wages 2008 - Sussex County

CODE	OCCUPATIONAL TITLES	Empl	(\$) Mean	(\$) Entry	(\$) Exp	(\$) Median
35-3041	Food Servers, Nonrestaurant	100	9.01	7.56	9.73	8.67
35-9011	Dining Room and Cafeteria Attendants and Bartender Helpers	200	8.61	7.52	9.16	8.17
35-9021	Dishwashers	350	8.74	7.58	9.33	8.48
35-9031	Hosts and Hostesses, Restaurant, Lounge, and Coffee Shop	310	8.52	7.44	9.07	7.89
<b>37-0000</b>	<b><u>Building and Grounds Cleaning and Maintenance Occupations</u></b>	<b>2,850</b>	<b>11.68</b>	<b>8.42</b>	<b>13.30</b>	<b>10.41</b>
37-1011	First-Line Supervisors/Managers of Housekeeping and Janitorial Workers	190	15.22	11.82	16.92	14.75
37-1012	First-Line Supervisors/Managers of Landscaping, Lawn Service Workers	130	21.79	15.00	25.18	19.86
37-2012	Maids and Housekeeping Cleaners	750	9.39	8.26	9.96	9.03
37-3011	Landscaping and Groundskeeping Workers	920	11.71	8.55	13.30	10.91
37-3012	Pesticide Handlers, Sprayers, and Applicators, Vegetation	10	14.86	12.13	16.23	14.42
<b>39-0000</b>	<b><u>Personal Care and Service Occupations</u></b>	<b>1,260</b>	<b>11.87</b>	<b>8.30</b>	<b>13.66</b>	<b>10.03</b>
39-1021	First-Line Supervisors/Managers of Personal Service Workers	30	18.17	12.01	21.25	17.69
39-2021	Nonfarm Animal Caretakers	90	9.76	8.09	10.60	8.88
39-3091	Amusement and Recreation Attendants	100	9.90	7.48	11.10	8.74
39-4021	Funeral Attendants	30	13.96	10.45	15.71	13.10
39-5012	Hairdressers, Hairstylists, and Cosmetologists	280	14.69	9.16	17.46	10.28
39-5093	Shampooers	20	8.16	7.39	8.54	7.98
39-9011	Child Care Workers	250	9.54	7.87	10.37	9.29
39-9031	Fitness Trainers and Aerobics Instructors	170	11.34	7.98	13.01	10.09
39-9032	Recreation Workers	110	11.48	8.60	12.92	9.97
<b>41-0000</b>	<b><u>Sales and Related Occupations</u></b>	<b>8,690</b>	<b>15.20</b>	<b>8.26</b>	<b>18.67</b>	<b>11.13</b>
41-1011	First-Line Supervisors/Managers of Retail Sales Workers	850	19.74	13.09	23.07	18.38
41-1012	First-Line Supervisors/Managers of Non-Retail Sales Workers	60	33.38	23.36	38.40	29.61
41-2011	Cashiers	1,930	9.37	7.78	10.16	8.98
41-2021	Counter and Rental Clerks	240	10.48	7.52	11.97	9.27
41-2022	Parts Salespersons	200	13.24	9.08	15.33	12.02
41-2031	Retail Salespersons	3,740	11.69	8.32	13.37	9.88
41-3011	Advertising Sales Agents	40	18.99	13.22	21.87	17.42
41-3021	Insurance Sales Agents	120	28.60	13.04	36.39	21.22
41-3031	Securities, Commodities, and Financial Services Sales Agents	80	38.17	27.46	43.53	34.48
41-3041	Travel Agents	10	17.37	11.49	20.31	15.46
41-3099	Sales Representatives, Services, All Other	160	19.78	13.01	23.17	17.89
41-4011	Sales Reps., Wholesale and Manuf., Technical and Scientific Products	120	42.29	28.16	49.35	43.39



Delaware Wages 2008 - Sussex County

CODE	OCCUPATIONAL TITLES	Empl	(\$) Mean	(\$) Entry	(\$) Exp	(\$) Median
41-4012	Sales Reps., Wholesale and Manuf., Except Tech. and Scientific Products	580	27.68	16.10	33.46	24.08
41-9022	Real Estate Sales Agents	250	39.84	17.18	51.18	23.79
41-9041	Telemarketers	110	16.36	11.84	18.62	16.35
<b>43-0000</b>	<b>Office and Administrative Support Occupations</b>	<b>10,850</b>	<b>14.65</b>	<b>9.72</b>	<b>17.12</b>	<b>13.70</b>
43-1011	First-Line Supervisors/Managers of Office and Admin. Support Workers	430	21.53	13.63	25.48	20.70
43-2011	Switchboard Operators, Including Answering Service	80	10.74	8.97	11.62	10.82
43-2021	Telephone Operators	20	11.98	10.07	12.93	12.14
43-3011	Bill and Account Collectors	90	15.33	11.34	17.32	14.71
43-3021	Billing and Posting Clerks and Machine Operators	280	15.63	11.09	17.89	14.44
43-3031	Bookkeeping, Accounting, and Auditing Clerks	1,020	15.74	11.48	17.88	15.29
43-3051	Payroll and Timekeeping Clerks	50	16.53	12.30	18.65	16.88
43-3061	Procurement Clerks	80	15.18	10.79	17.37	14.57
43-3071	Tellers	390	11.94	10.48	12.66	11.74
43-4031	Court, Municipal, and License Clerks	30	15.93	12.25	17.77	15.23
43-4051	Customer Service Representatives	1,020	15.00	10.57	17.21	14.24
43-4071	File Clerks	60	11.28	8.06	12.89	10.87
43-4081	Hotel, Motel, and Resort Desk Clerks	250	10.05	8.71	10.72	9.84
43-4111	Interviewers, Except Eligibility and Loan	80	13.36	10.17	14.96	12.86
43-4121	Library Assistants, Clerical	40	9.75	7.73	10.76	8.57
43-4131	Loan Interviewers and Clerks	40	16.22	12.95	17.85	15.92
43-4141	New Accounts Clerks	110	16.43	13.35	17.98	16.63
43-4151	Order Clerks	20	15.05	11.18	16.98	15.41
43-4161	Human Resources Assistants, Except Payroll and Timekeeping	70	15.53	12.26	17.16	15.36
43-4171	Receptionists and Information Clerks	560	11.35	8.40	12.83	11.30
43-4199	Information and Record Clerks, All Other	30	14.40	10.32	16.43	12.47
43-5021	Couriers and Messengers	20	13.28	10.13	14.86	11.18
43-5031	Police, Fire, and Ambulance Dispatchers	40	15.04	11.89	16.62	14.94
43-5032	Dispatchers, Except Police, Fire, and Ambulance	100	17.88	13.03	20.31	17.36
43-5041	Meter Readers, Utilities	20	19.64	17.59	20.67	19.33
43-5061	Production, Planning, and Expediting Clerks	120	19.08	12.94	22.16	18.62
43-5071	Shipping, Receiving, and Traffic Clerks	250	12.49	8.82	14.32	12.16
43-5081	Stock Clerks and Order Fillers	950	10.66	8.20	11.90	9.96
43-5111	Weighers, Measurers, Checkers, and Samplers, Recordkeeping	40	14.35	10.88	16.09	11.87
43-6011	Executive Secretaries and Administrative Assistants	430	22.01	15.32	25.36	20.83
43-6012	Legal Secretaries	170	16.37	12.33	18.39	14.85

Delaware Wages 2008 - Sussex County

CODE	OCCUPATIONAL TITLES	Empl	(\$) Mean	(\$) Entry	(\$) Exp	(\$) Median
43-6013	Medical Secretaries	440	14.16	10.69	15.89	13.25
43-6014	Secretaries, Except Legal, Medical, and Executive	1,240	14.01	10.13	15.96	13.78
43-9011	Computer Operators	40	16.57	11.79	18.96	15.23
43-9021	Data Entry Keyers	150	12.16	9.84	13.33	11.96
43-9051	Mail Clerks and Mail Machine Operators, Except Postal Service	20	12.60	10.27	13.77	13.16
43-9061	Office Clerks, General	1,530	12.96	8.97	14.95	12.62
43-9199	Office and Administrative Support Workers, All Other	50	22.10	14.15	26.08	18.16
<b>45-0000</b>	<b>Farming, Fishing, and Forestry Occupations</b>	500	14.62	9.47	17.19	14.20
45-1011	First-Line Supervisors/Managers of Farming, Fishing, and Forestry Workers	40	20.14	13.52	23.45	19.55
45-2092	Farmworkers and Laborers, Crop, Nursery, and Greenhouse	50	9.93	8.96	10.41	9.50
45-2093	Farmworkers, Farm and Ranch Animals	230	13.53	9.73	15.42	13.82
<b>47-0000</b>	<b>Construction and Extraction Occupations</b>	4,050	17.33	12.12	19.94	16.20
47-1011	First-Line Super./Managers of Construction Trades and Extraction Workers	350	26.85	18.12	31.21	25.17
47-2021	Brickmasons and Blockmasons	140	22.79	14.24	27.07	21.61
47-2031	Carpenters	760	17.78	13.95	19.70	17.38
47-2051	Cement Masons and Concrete Finishers	120	15.84	11.94	17.79	15.13
47-2061	Construction Laborers	860	13.76	10.85	15.22	13.06
47-2071	Paving, Surfacing, and Tamping Equipment Operators	30	13.73	10.72	15.23	12.92
47-2073	Operating Engineers and Other Construction Equipment Operators	230	16.96	13.32	18.78	16.90
47-2081	Drywall and Ceiling Tile Installers	40	15.80	12.83	17.28	14.63
47-2111	Electricians	230	17.84	12.30	20.61	17.92
47-2141	Painters, Construction and Maintenance	110	15.87	11.60	18.01	16.12
47-2151	Pipelayers	50	18.32	15.11	19.92	18.36
47-2152	Plumbers, Pipefitters, and Steamfitters	350	17.71	12.04	20.55	17.88
47-2181	Roofers	40	13.93	11.47	15.16	13.71
47-2211	Sheet Metal Workers	160	16.90	12.79	18.96	16.72
47-2221	Structural Iron and Steel Workers	50	18.20	15.52	19.53	18.39
47-3012	Helpers--Carpenters	60	12.63	10.29	13.80	12.44
47-3013	Helpers--Electricians	70	11.22	9.49	12.08	11.54
47-3015	Helpers--Pipefitters, Plumbers, Pipefitters, and Steamfitters	30	13.46	11.46	14.46	13.47
47-4011	Construction and Building Inspectors	50	18.67	13.68	21.17	18.07

Delaware Wages 2008 - Sussex County

CODE	OCCUPATIONAL TITLES	Empl	(\$) Mean	(\$) Entry	(\$) Exp	(\$) Median
<b>49-0000</b>	<b><u>Installation, Maintenance, and Repair Occupations</u></b>	3,340	17.39	11.26	20.45	16.11
49-1011	First-Line Supervisors/Managers of Mechanics, Installers, and Repairers	250	26.16	17.98	30.24	24.68
49-3021	Automotive Body and Related Repairers	80	17.98	11.68	21.13	17.59
49-3023	Automotive Service Technicians and Mechanics	460	15.30	10.25	17.83	14.40
49-3031	Bus and Truck Mechanics and Diesel Engine Specialists	80	16.73	12.36	18.91	15.52
49-3042	Mobile Heavy Equipment Mechanics, Except Engines	100	17.87	13.18	20.22	17.84
49-3051	Motorboat Mechanics	80	15.37	12.51	16.80	15.70
49-3053	Outdoor Power Equipment and Other Small Engine Mechanics	30	14.44	10.45	16.44	15.12
49-9021	Heating, Air Conditioning, and Refrigeration Mechanics and Installers	250	16.89	13.01	18.84	16.88
49-9031	Home Appliance Repairers	20	16.60	13.70	18.05	16.35
49-9041	Industrial Machinery Mechanics	70	20.55	13.71	23.97	17.39
49-9042	Maintenance and Repair Workers, General	1,030	15.66	10.98	17.99	15.21
49-9043	Maintenance Workers, Machinery	20	17.96	12.71	20.59	16.81
49-9091	Coin, Vending, and Amusement Machine Servicers and Repairers	50	14.41	12.61	15.31	14.32
49-9095	Manufactured Building and Mobile Home Installers	80	14.79	11.80	16.28	14.07
49-9098	Helpers--Installation, Maintenance, and Repair Workers	120	13.10	8.85	15.23	12.18
49-9099	Installation, Maintenance, and Repair Workers, All Other	100	16.02	8.97	19.55	14.86
<b>51-0000</b>	<b><u>Production Occupations</u></b>	8,420	12.23	9.60	13.55	11.26
51-1011	First-Line Supervisors/Managers of Production and Operating Workers	470	21.25	15.97	23.90	19.15
51-2041	Structural Metal Fabricators and Fitters	60	11.87	8.89	13.36	10.96
51-2099	Assemblers and Fabricators, All Other	110	14.81	10.78	16.82	15.86
51-3011	Bakers	60	10.52	8.44	11.56	9.49
51-3021	Butchers and Meat Cutters	90	15.35	12.15	16.94	14.76
51-3022	Meat, Poultry, and Fish Cutters and Trimmers	4,440	10.79	9.08	11.64	10.78
51-3093	Food Cooking Machine Operators and Tenders	50	10.09	8.42	10.93	10.25
51-4021	Extruding and Drawing Machine Operators and Tenders, Metal and Plastic	40	16.06	11.30	18.44	17.33
51-4031	Cutting, Punching, and Press Machine Operators, Metal and Plastic	80	14.57	10.69	16.51	13.97
51-4041	Machinists	50	21.72	13.19	25.99	19.94
51-5022	Prepress Technicians and Workers	20	13.57	9.76	15.47	12.17
51-5023	Printing Machine Operators	50	19.21	14.28	21.68	18.83
51-6011	Laundry and Dry-Cleaning Workers	110	15.06	11.24	16.97	14.22
51-6093	Upholsterers	30	16.99	8.44	21.26	17.15
51-8031	Water and Liquid Waste Treatment Plant and System Operators	90	17.30	12.56	19.67	17.12
51-9023	Mixing and Blending Machine Setters, Operators, and Tenders	30	13.02	10.26	14.41	12.86
51-9032	Cutting and Slicing Machine Setters, Operators, and Tenders	30	14.83	10.81	16.84	13.66

Delaware Wages 2008 - Sussex County

CODE	OCCUPATIONAL TITLES	Empl	(\$) <u>Mean</u>	(\$) <u>Entry</u>	(\$) <u>Exp</u>	(\$) <u>Median</u>
51-9061	Inspectors, Testers, Sorters, Samplers, and Weighers	220	13.55	10.47	15.09	12.42
51-9111	Packaging and Filling Machine Operators and Tenders	130	11.40	9.03	12.58	11.14
51-9122	Painters, Transportation Equipment	10	27.00	17.77	31.61	26.42
51-9198	Helpers--Production Workers	120	9.22	7.54	10.06	8.58
<b>53-0000</b>	<b>Transportation and Material Moving Occupations</b>	<b>5,010</b>	<b>13.48</b>	<b>9.14</b>	<b>15.65</b>	<b>12.18</b>
53-1021	First-Line Super./Managers of Helpers, Laborers, and Material Movers, Hand	110	17.65	11.17	20.88	15.82
53-1031	First-Line Supervisors/Managers of Transportation Vehicle Operators	100	25.96	15.78	31.05	26.19
53-3022	Bus Drivers, School	410	11.86	8.73	13.42	12.47
53-3031	Driver/Sales Workers	270	10.63	7.37	12.27	7.57
53-3032	Truck Drivers, Heavy and Tractor-Trailer	1,040	16.98	13.02	18.97	16.45
53-3033	Truck Drivers, Light or Delivery Services	610	12.87	9.95	14.33	12.33
53-3041	Taxi Drivers and Chauffeurs	60	10.97	8.46	12.22	11.00
53-6021	Parking Lot Attendants	30	8.06	7.32	8.43	7.55
53-7032	Excavating and Loading Machine and Dragline Operators	50	17.77	12.18	20.57	18.04
53-7051	Industrial Truck and Tractor Operators	250	13.15	10.53	14.46	13.02
53-7061	Cleaners of Vehicles and Equipment	240	11.23	9.90	11.89	11.13
53-7062	Laborers and Freight, Stock, and Material Movers, Hand	1,030	10.64	8.37	11.77	10.18
53-7063	Machine Feeders and Offbearers	30	12.98	10.61	14.17	13.39
53-7064	Packers and Packagers, Hand	440	10.10	8.36	10.98	10.17
53-7081	Refuse and Recyclable Material Collectors	80	15.16	10.35	17.56	15.29

## ACKNOWLEDGEMENTS

This report was written by George A. Sharpley Jr., Ph. D., Labor Market Economist. The data were gathered and analyzed by Kim Johnstone, Ellen Yates, and Jamaal Joseph. Kim Johnstone, Ellen Yates, and Lyn Anderson assisted in the layout of the publication.

We would like to extend our sincere gratitude to all of the employers who participated in the survey; without their support, this publication could not exist.

Please direct comments, suggestions and requests for publications to George Sharpley at:

Delaware Department of Labor  
Office of Occupational & Labor Market Information  
19 West Lea Blvd.  
Wilmington, DE 19802  
(302) 761-8060

[george.sharpley@state.de.us](mailto:george.sharpley@state.de.us)

All publications are available online at [www.oolmi.net](http://www.oolmi.net).



Delaware Department of Labor  
Office of Occupational & Labor Market Information  
19 West Lea Boulevard  
Wilmington, Delaware 19802  
[www.oolmi.net](http://www.oolmi.net)  
[www.delawareworks.com](http://www.delawareworks.com)